

Appendix F

**London Borough of
Barnet**

Parking Client Team

Parking Notice

Processing Document

Version 1

14/11/2017

London Borough of Barnet

PARKING

INDEX

<u>INTRODUCTION.</u>	Page 8
 <u>ENFORCEMENT AND PENALTY CHARGES</u>	Page 8
Civil Enforcement Officer (CEO)	Page 8
Penalty Charge Notice (PCN)	Page 9
PENALTY CHARGES	Page 9
ENFORCEMENT PROGRESSION	Page 10
PAYMENTS	Page 11
YELLOW LINES AND SIGNS	Page 12
YELLOW LINES	Page 12
YELLOW LINES and WITHIN A CONTROLLED PARKING ZONE	Page 12
YELLOW LINE TIME PLATE	Page 13
LOADING/UNLOADING RESTRICTION.	Page 13
LOADING/UNLOADING SIGNAGE.	Page 14
CONTROLLED PARKING ZONE – SIGNS	Page 15
ZONE ENTRY AND EXIT PLATES	Page 15
RESIDENT BAY	Page 16
BUSINESS BAY	Page 16
GENERAL PERMIT BAY	Page 16
DESIGNATED DISABLED PERMIT BAY	Page 17
PAYMENT TO PARK (Pay by Phone) and PAY AT MACHINE/ PAY AND DISPLAY	Page 17
SHARED USE BAY	Page 18
AMBULANCE BAY	Page 18
COACH BAY	Page 19
DOCTOR BAY	Page 19
DISABLED BAY	Page 19
ELECTRIC VEHICLE RE-CHARING BAY	Page 20
LOADING BAY	Page 20
MARKET STALL BAY	Page 20
MOTORCYCLE BAY	Page 20
MOTORCYCLE PERMIT BAY	Page 21
MOBILE LIBRARY BAY	Page 21
CAR CLUB BAY	Page 21
TAXI BAY (RANK)	Page 22
FREE BAY	Page 22
DUAL USE – FREE BAY EXCEPT NO PARKING ON FRIDAYS 10am to 11am	Page 23
PERMIT BAY and PERMIT PAST THIS POINT	Page 23
PEDESTRIAN ZONE	Page 25

<u>PARKING BAY/PLACE/SPACE</u>	Page 25
The dimensions for bay markings (TSRGD 2016).	Page 25
Signage Height	Page 26
Parking Bay:	Page 26
Parking space:	Page 26
Parking place (restricted use):	Page 27
Footway Bay (Designated)	Page 28
Footway bay signage.	Page 28
<u>CONTROLLED PARKING ZONES</u>	Page 30
CONTROLLED PARKING ZONES - Times of Operation	Page 31
RESTRICTIONS	
<u>PERMITS/VOUCHERS</u>	Page 31
PERMIT TYPES	Page 31
GUIDE TO PERMIT USE IN DESIGNATED BAYS – QUICK VIEW	Page 32
DISABLED BLUE BADGE – BAYS	Page 33
Disabled Blue Badge use locations – London Borough of Barnet.	Page 33
BUSINESS PERMIT	Page 35
RESTRICTIONS	
BUILDERS PERMIT	Page 35
RESTRICTIONS	
CARER VISITOR PERMIT	Page 36
RESTRICTIONS	
CAR PARK PERMIT	Page 36
RESTRICTIONS	
DISABLED PERMIT	Page 37
RESTRICTIONS	
DOCTORS PERMIT	Page 37
RESTRICTIONS	
ESSENTIAL SERVICE VOUCHERS	Page 37
RESTRICTIONS	
EVENT DAY PERMIT – (Saracens)	Page 38
RESTRICTIONS	
FLOATING CAR CLUB PERMIT	Page 39
RESTRICTIONS	

GREEN PERMIT - Gas or electric vehicle RESTRICTIONS	Page 39
MEMEBERS PERMIT RESTRICTIONS	Page 39
MOTORCYCLE PERMIT RESTRICTIONS	Page 40
PARKING VOUCHERS RESTRICTIONS	Page 40
RELIGIOUS PERMIT RESTRICTIONS	Page 41
RESIDENTS PERMIT RESTRICTIONS	Page 41
SCHOOL PERMITS SCHOOLS THAT USE SCHOOL PERMITS RESTRICTIONS	Page 42
SCHOOL STAFF PERMITS (Teachers) RESTRICTIONS	Page 42
VISITOR VOUCHER (Residential) RESTRICTIONS	Page 43
VISITOR VOUCHER (Event Day) RESTRICTIONS	Page 44
DISPENSATION/TEMPORARY PERMIT DISPENSATION TEMPORARY PERMITS RESTRICTIONS.	Page 44 Page 44 Page 45
HATZOLA RESTRICTIONS.	Page 45
HEALTH EMERGENCY BADGE RESTRICTION.	Page 46
MOTORCYCLE BAYS	Page 46
LOADING BAYS RESTRICTIONS	Page 46
PAYMENT TO PARK (PAY AT MACHINE)	Page 47

Grace Period – 10 minutes.	Page 48
Pay and Display machine location list	Page 48
<u>ADDITIONAL INFORMATION</u>	Page 50
BUS STOP/BUS STAND	Page 50
OVERNIGHT WAITING BAN	Page 51
ZIGZAG LINES (WHITE)	Page 51
DROPPED KERB	Page 52
FOOTWAY/VERG PARKING	Page 53
NOT FULLY WITHIN MARKED BAY	Page 54
BAY SUSPENSIONS	Page 54
CYCLE LANE	Page 55
TEMPORARY RESTRICTIONS	Page 57
WARNING NOTICES	Page 57
BANK HOLIDAYS AND CHRISTMAS DAY	Page 58
PERMITS ISSUED BY OTHER COUNCIL OR PRIVATE FIRMS	Page 59
PENALTY CHARGE NOTICES FROM PRIVATE FIRMS	Page 59
VEHICLES ON PRIVATE PROPERTY	Page 59
ABANDONED VEHICLES	Page 59
VEHICLE SEIZURES	Page 59
VEHICLE STOP CHECKS	Page 60
<u>CAR PARKS (Off Street)</u>	Page 61
Car park - Disabled bays	Page 61
Car Park - Electronic Charging points	Page 61
Car Park - Business permit Holders/ Resident Permit Holders,	Page 61
Car park Permit.	Page 61
Restricted parking area – Market (Red Bays).	Page 61
Free Car Parks.	Page 61
Grace Period – 10 minutes	Page 62
Car Parks - Payment to Park	Page 62
Free car parks	Page 62
<u>CCTV ENFORCEMENT</u>	Page 63
<u>BOX JUNCTIONS</u>	Page 63
ENFORCEMENT	
Evidence of the contravention	
Observation times for contravention	
Highway Code Rules/Advice	
Exemptions	
PENALTY CHARGES	
<u>BUS LANES</u>	Page 66
ENFORCEMENT	
Restrictions.	
PENALTY CHARGES	
<u>BUS LANE CAMERA LOCATION</u>	Page 69

MOVING TRAFFIC
ENFORCEMENT

Page 70

STOPPED IN A RESTRICTED AREA OUTSIDE A SCHOOL

Page 70

Evidence of the contravention
Observation times for contravention
Highway Code Rules/Advice
Exemptions

FAILING TO DRIVE IN THE DIRECTION SHOWN BY THE ARROW ON THE BLUE SIGN.

Page 71

Evidence of contravention
Observation times for contravention:
Highway Code Rules/Advice
Exemptions

FAILING TO GIVE WAY TO ONCOMING VEHICLES

Page 72

Evidence of the contravention.
Observation times for contravention:
Highway Code Rules/Advice
Exemptions

FAILING TO COMPLY WITH A SIGN INDICATING THAT VEHICULAR TRAFFIC MUST PASS TO THE SPECIFIC SIDE OF THE SIGN.

Page 72

Evidence of the contravention
Observation times for contravention:
Highway Code Rules/Advice
Exemptions

PERFORMING A PROHIBITED TURN

Page 73

Evidence of the contravention
Observation times for contravention
Highway Code Rules/Advice
Exemptions

FAILING TO COMPLY WITH A NO ENTRY SIGN

Page 73

Evidence of the contravention
Observation times for contravention
Highway Code Rules/Advice
Exemptions
Additional information

FAILING TO COMPLY WITH A PROHIBITION ON CERTAIN TYPES OF VEHICLE

Page 74

Evidence of the contravention
Observation times for contravention
Highway Code Rules/Advice
Exemptions

PENALTY CHARGES

Page 75

ENFORCEMENT AGENTS – BAILIFFS

Page 77

THE VEHICLE HAS BEEN SOLD
THE KEEPER HAS MOVED ADDRESS
STATUTORY DECLARATION

NEIGHBOURING BOROUGHES

Page 80

PAY BY PHONE LOCATIONS.

Page 81

Penalty Charge Notice (PCN) Progression Chart

Page 92

Penalty Charge Notice (PCN) Progression Chart (Reg 9)

Page 92

Bus Lane (PCN) Progression Chart

Page 93

Penalty Charge Notice (PCN) -(Reg 10) and Moving Traffic Contravention (PCN) Page 94

INTRODUCTION.

Parking contraventions were decriminalised under the Road Traffic Act (RTA) 1991, and subsequently amended under part 6 of the Traffic Management Act (TMA) 2004.

Under the RTA legislation local authorities took enforcement of parking from the Metropolitan Police and permitted to establish Special Parking Areas (SPA's). This was amended to Civil Enforcement Area under the TMA 2004.

Parliament granted (1994 no. 1505) this to the London Borough of Barnet 04/07/1994 this power. As such the London Borough of Barnet can charge for and enforce all parking restrictions.

Additional powers of enforcement were granted in under the London Local Authorities Acts 1996 and 2000 and the Greater London Authority Act 1999.

The council therefore holds responsible for on-street parking controls and their enforcement across most roads within the borough, other than roads under the control of Transport for London (TFL) or the Highways Agency.

ENFORCEMENT AND PENALTY CHARGES

Civil Enforcement Officers (CEO)

Civil Enforcement Officers are employed on behalf of the Council to carry out the enforcement of parking restrictions within the London Borough of Barnet. This encompasses over 750km of carriageway and footpaths. They are not set any personal targets and so only issue tickets where they see a violation of the Traffic Management Act.

The Civil Enforcement Officers enforce the parking bays and yellow lines using the latest technology, with radio links to the Parking Office, which ensures an efficient and effective service.

The Civil Enforcement Officers patrol the streets on foot, motorcycles and vehicles and issue Penalty Charge Notices to vehicles contravening the parking regulations.

If residents sees a contravention occurring on a regular basis they may contact the Enforcement Team, who will send out a patrol to check and if an offence is being committed and issue a Penalty Charge Notice (ticket) to the vehicle if appropriate. This

may occur when a vehicle is parked adjacent to a sole use/shared dropped kerb crossover, causing an obstruction to the resident.

All Pay & Display machines are checked by the Civil Enforcement Officers. If they find that a Pay & Display machine is out of order, they will radio their office with the machine details and problem indicated on the machine display, who will arrange for member of Parking Client Team staff to investigate the problem using the Parkeon web link to check machine status. If a problem is found, a request will be made to a Parkeon engineer to remedy the situation. Parkeon engineers also have access to the Parkeon web link to regularly check on machine statuses.

Civil Enforcement Officers do not take payment on street or have the ability to cancel a Penalty Charge Notice.

The London Borough of Barnet do not use wheel clamps or remove vehicles which are in parking contravention.

Penalty Charge Notice (PCN)

If a driver receives a Penalty Charge Notice (PCN) it will have been due to the fact that a Civil Enforcement Officer has observed a vehicle committing an offence. The PCN will have been affixed to the vehicle at the time of issue or handed to the driver, though the Council cannot take responsibility if a third party removes the PCN from the vehicle after it has been issued. These are referred to as Regulation (Reg) 9 penalties. Details of the progression are listed below.

Details will have been noted by the Civil Enforcement Officer which will include the date of the offence, the vehicle registration number and the make of vehicle i.e. Ford, Vauxhall, Honda, Toyota etc.

The ticket will also include the contravention that the Civil Enforcement Officer considered that had been observed.

Photographs should be taken as secondary evidence to support that a contravention has been committed and should be clear. This should include the front on the vehicle (showing vehicle in contravention), front including dashboard, any permit/voucher/ticket/disabled badge displayed, side windows (driver/passenger), rear of the vehicle (showing vehicle in contravention), location of vehicle to signage, and close up of relevant signage (if applicable).

However, if a Civil Enforcement Officer (CEO) is 'prevented from serving' by the driver, third party, is threatened (or feels), or the 'vehicle is driven away', then the PCN can be served by post as a Regulation (Reg) 10 penalty. A reg 10 PCN, also acts as the Notice To Owner and the case progresses from that point accordingly, although the 14 day discounted periods, still applies.

PENALTY CHARGES

The current Penalty Charge level within the London Borough of Barnet is £110 or £60, reduced to £55 or £30 if payment is received within 14 days of the date of issue. The type of offences which might incur a Penalty Charge are, for example, failure to hold a valid Electronic residents permit, visitors scratch card, payment to park/pay and display ticket or parking on a yellow line whilst parking is prohibited.

The responsibility is on the driver to make sure that he or she is correctly parked and adhere to any parking restriction, which may be in operation.

Once a ticket has been issued by a Civil Enforcement Officer it will run the following course:

N.B. A reg 10 PCN served by post, also acts as the Notice To Owner and the case progresses from that point accordingly, although the 14 day discounted periods, still applies. As such for reg 10 penalties the PCN and NTO run concurrently.

ENFORCEMENT PROGRESSION

- **The Penalty Charge Notice (“ticket”) is issued, and affixed to the vehicle**

The ticket is issued at £60 or £110 but the driver get a discount period of 14 days from date of issue to pay the discounted rate. Once the 14th day has expired the ticket reverts back to the full amount and will not go back to the discounted rate again. The recipient of the penalty may make an informal representation against the penalty and details of how are provided on the rear of the notice. The recipient of the penalty has until the 28th day from the ticket date before the next stage.

- **The Notice To Owner (“NTO”) is issued**

Failure to pay the parking ticket within 28 days will result in the Council sending out an NTO as a reminder that an offence has been committed and that a charge is outstanding (the name and address of the registered keeper has been obtained from the DVLA). At this time the registered keeper is given the right to either pay the penalty or appeal the ticket by making a written formal representation to the Council. They will be informed by letter of any decision made concerning the representation. If accepted a Notice of Acceptance is served, however if the representation is refused a Notice of Rejection should be served (responses should be issued within 56 days of receipt, under best practice guidance). Failure to act on the NTO within 28 days of it being sent out will result in the automatic increase of the charge by 50% and forfeiture of their right to appeal.

If Notice of Rejection is served, the registered keeper would have the opportunity to take their case to the independent Adjudicator at London Tribunals. A copy of this appeal form is provided with each notice.

- **The Charge Certificate is issued**

A Charge Certificate will be sent out requiring the keeper to pay the Council the increased amount (statutory amount + 50%) within 14 days. Failure to do so will result in the ticket proceeding to the next stage and the debt being registered with the Traffic Enforcement Centre (TEC), Northampton County Court.

- **The Order of Recovery is issued**

By now they are at the last stage before the Enforcement Agents (bailiffs) are called in. They now have two options, pay the Council the outstanding amount rate (plus £8 debt registration charge) or it ground they can file a Statutory Declaration form. This can be done on four grounds only:

- I did not receive the penalty charge notice
- I made representations about the penalty charge to the Charging Authority concerned, within 28 days of the service of the Penalty Charge Notice, but did not receive a rejection notice.
- I appealed to an adjudicator against the Charging Authority's decision to reject my representation, within 28 days of service of the Rejection notice, but have either:
 - Had no response to the appeal, or
 - The appeal had not been determined by the time that the charge certificate had been served, or
 - The appeal was determined in my favour.
- The penalty charge has been paid in full.

If they decide that they wish to file a Statutory Declaration they would need to take it to a local Magistrates Court or a Solicitor to get it sworn, signed and stamped before sending it to the Traffic Enforcement Centre at the Northampton County Court. False declarations are considered a criminal offence and could result in a fine or prison sentence. If a declaration is accepted the ticket will revert back to the “declared” stage. Failure to act on the Order of Recovery within 21 days will result in the final stage being enforced.

- **The Warrant of Execution**

If the keeper does not pay the debt or make a Statutory Declaration within 21 days, the Council may apply to the court for a Warrant of Execution. This authorises the Council to recover the unpaid parking penalties using Enforcement Agents (bailiffs). The keeper will be informed that the debt has been passed to the Enforcement Agents for collection. Enforcement Agents fees are incurred from this time, although restricted. The keeper cannot pay the Council at this point, and their options are to either pay the Enforcement Agents or file a Late Statutory Declaration. If a Late Statutory Declaration is filed and accepted the Council will recall the Warrant of Execution and the ticket will revert back to the “declared” stage. If they fail to respond to the options the Enforcement Agents costs can increase and they may remove the car to recoup the debt and their costs.

PAYMENTS

When a PCN is issued the amount of the Charge is on the ticket. The Council gives a 14 calendar day period of grace to pay the discounted amount, which can be 50% of the ticket value. The 14 days is from the issue date of the ticket and automatically increases after that time. If the ticket has not been paid by the 14th day it will not revert back to the discount amount again. Payments can be made by either Credit Card (online or phone payment facility), Cheque or Postal Order.

YELLOW LINES AND SIGNS

YELLOW LINES

Yellow lines operate throughout the London Borough of Barnet, and can be found on all streets. Yellow line restrictions are placed to help provide safe streets and improve the flow of traffic throughout the Borough.

There are two types of yellow lines that you will come across:

- **Double Yellow Line** These operate throughout the day and cannot be parked on at Any Time. These do not require signage.
- **Single Yellow Lines** These operate on at various times of day, and time plate signs showing the restriction times.

YELLOW LINES and WITHIN A CONTROLLED PARKING ZONE

Where there are no parking bays yellow lines restrict parking.

The use of yellow lines has been limited to provide as many parking spaces as possible. The majority of yellow lines restrict parking during the time that the Controlled Parking Zones operate. These yellow lines do not have time plate signs, to reduce clutter in the road.

There are also yellow lines that operate for other times and these are signed.

Yellow lines will be placed across driveways and residents will not be allowed to park there during the hours of operation of the Controlled Parking Zone.

Examples of yellow lines used outside and inside Controlled Parking Zones (for yellow line time plates see below):

Double Yellow Lines



Double yellow line waiting prohibition is enforced 24 hours a day, 7 days a week. There is no legal requirement to time plate a double yellow line.

Single Yellow Lines



Single yellow lines waiting prohibitions are enforced as per the hours of a Controlled Parking Zone, or a separately displayed time plate. Controlled Parking Zone signage is situated at the entry and exit points to the zone, single time plates at approx. 60mtr intervals (depending on road layout).

YELLOW LINE TIME PLATES



Where the yellow lines operates at a different times, time plates are put up on posts or lighting columns. Where the yellow lines operates at the same time as the Controlled Parking Zone there will be no time plates on display. If days are not shown then the restriction operates 7 days a week (an arrow may be added to show direction that restriction applies).



This type of "splitter plate" shows where one yellow line meets another that operates at a different time.

LOADING/UNLOADING RESTRICTION.

There may also be yellow kerb blips where there are yellow lines. Where these are placed indicate where a loading/unloading restriction in operation. Yellow kerb blips restrictions are placed on busy roads or junctions to help provide safe streets and improve the flow of traffic throughout the Borough.

There are two types of yellow lines that you will come across:

- **Double Yellow Kerb Marking** These operate throughout the day and cannot be parked on at Any Time. 'White' time plate signs showing the restriction time 'At any time'
- **Single Yellow Kerb Marking** These operate on at various times of day, and a 'white' time plate signs showing the restriction times.

Please note, that Disabled Badge holders are not exempted to park during a loading/unloading restriction.

Double Yellow Kerb Marking



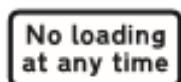
Double yellow kerb marking loading prohibition is enforced 24 hours a day, 7 days a week.

Single Yellow Kerb Marking

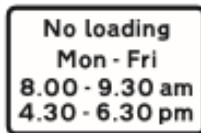


Single yellow kerb marking loading prohibitions are enforced as per the hours of the displayed time plate.

LOADING/UNLOADING SIGNAGE.



Loading prohibited operates 24 hours a day, 7 days a week (an arrow may be added to show direction that restriction applies).



Loading prohibited operates between times shown on the sign (an arrow may be added to show direction that restriction applies).

Time plates are at approx. 60mtr intervals (depending on road layout).

Where a Loading/unloading restriction (yellow lines and yellow kerb blips) operates, time plates are put up on posts or lighting columns. These may operate at a different times within the yellow line restriction (cannot operate when the yellow line restriction is not operational).

Loading/Unloading signage 'No loading' is on a white time plate. These can be 'at any time', or operate at set times or days of the week. Check the time plate to confirm when the restriction is operational.

CONTROLLED PARKING ZONE - SIGNS

The parking schemes have been signed so that they meet with Parliamentary Legislation. There are strict guidelines that have to be adhered to on what the signs look like, including size, wording, colour and position.

Single yellow lines within the designated zone, are enforced as per the prescribed hours on the signage (days and times). If a single yellow line operates at other times, these should be signed accordingly (see yellow line time plates).

Examples shown here are typical of signs you will find within a Controlled Parking Zone:

ZONE ENTRY AND EXIT PLATES



Entrance to controlled parking zone



End of controlled parking zone

Signs are placed at the entry and exit points of the zone. The time plate indicates when the zone operates.

RESIDENT BAY



Parking for holders of permit (designation) only, from Monday to Friday between 11 am and 12 pm.

There has to be at least one of these signs in each bay. The time plate beneath shows when only holders of the Resident and Visitor Permits, motorcyclists and Disabled Badge holders can use these bays

BUSINESS BAY



There has to be at least one of these signs in each bay. The time plate beneath shows when only holders of Business Permits, motorcyclists and Disabled Badge holders can use these bays.

GENERAL PERMIT BAY



Like the 'resident only' bay signs, there has to be at least one of these signs in each bay. The time plate shows when only holders of Resident, Business and Visitors voucher and Disabled Badge holders can use these bays.

DESIGNATED DISABLED PERMIT BAY



Disabled permit parking for designate permit holders only, where wording indicates 'Disabled' and with a unique identification number.

There has to be at least one of these signs in each bay. The time plate beneath shows when only a designated disabled permit holders of is permitted to park. The signage has a unique identification number, which is also displayed on the permit. Only the relevant unique permit holder can park within the bay, when displaying their valid Blue Disabled Badge. No other permit or disabled badge is permitted within this bay.

PAYMENT TO PARK (Pay by Phone) and PAY AT MACHINE/ PAY AND DISPLAY



Pay by phone details may only be displayed if required. If there is a Pay to park machine within/by the bay, then a Pay at machine may also be displayed (arrow pointing direction to machine).

As well as the pay to park signage (displayed above) there will also be an information board with unique location number, payment/contact details, tariffs and terms/conditions of use.

These signs show where a payment is required to be made for a vehicle to remain parked. This is by using an approved service provider, as indicated on the sign and information plate. Payment can be made by phone, text, app or Paypoint. Some places also provide a pay and display option and a valid tickets can also control parking in the bay. Motorcyclists and Disabled Badge holders do not need to make pay Payment.

Please note, that there are pay to park bays where motorcycles are not permitted to park and these are sign signed accordingly.

SHARED USE BAY



Long Stay Short Stay

These signs show where a mixture of permits and/or Payment to park and/or pay and display allows parking. However, signage restrictions may vary and each location should be checked individually, against the Traffic Management Order.

AMBULANCE BAY



No waiting in during the times shown. Taxi permitted variance to 'Ambulance'. This signage would be displayed in yellow marked bays (see Taxi Bay for example road markings). There can also be white marked Ambulance bays.

There has to be at least one of these signs in each bay. Ambulance bays are for the sole use of registered Ambulances, for the transportation of sick, injured, disabled people or emergency medical equipment. They can be situated near welfare centres, residential car homes or places where medical or dental treatment is undertaken.

COACH BAY



There has to be at least one of these signs in each bay. Coach bays are for the sole use of vehicles adapted to carry more than twelve passengers (exclusive of the driver). The permitted period of waiting may be indicated and no return period, during the listed hours of operation.

DOCTOR BAY



There has to be at least one of these signs in each bay. Only Doctor Permit holders can use these bays, and where there is a designated user identification, only a vehicle holding a valid permit with matching identifier may park. Where there are times indicated, the bay operates during the specified period only. Outside of these times, the bay is free to be park in by other vehicles.

DISABLED BAY



Parking for disabled badge holders only, at all times.

There has to be at least one of these signs in each bay. Only Disabled Badge holders can use these bays. Some bays may have a maximum stay and these are indicated accordingly.

ELECTRIC VEHICLE RE-CHARGING BAY.



There has to be at least one of these signs in each bay. An electric vehicle is permitted to wait in an electric vehicle recharging bay, whilst it is connected to a recharging point and in the process of being recharged. A vehicle is not permitted to wait in this bay, if not connected to a recharging point. The permitted period of waiting may be indicated and no return period, during the listed hours of operation.

LOADING BAY



Bay reserved for loading and unloading by goods vehicles only during the times shown.

There should be one sign in each bay. These signs are used to indicate bays that only goods vehicles can load and unload.

MARKET STALL BAY

There may be a sign in each bay (not authorised). These have road markings and signs are used to indicate bays is for the use of a licensed Market Stall holder. No other vehicle is permitted to park within these bays. May also be road marked as 'Stall Holders Bay'.

MOTORCYCLE BAY



These signs are used to indicate bays where motorcycles can park in free of charge. There has to be at least one of these signs in each bay. These signs are used to indicate bays where motorcycles can park, for which there is no charge (Free).


MOTORCYCLE PERMIT BAY



Motorcycle permit parking for designate permit holders only, where wording indicates 'Motorcycle' and with a unique identification zone.

There has to be at least one of these signs in each bay. These signs are used to indicate bays where motorcycles holding a valid permit can park.

MOBILE LIBRARY BAY



These signs are used to indicate where a mobile library will park certain times on specific days

CAR CLUB BAY



Parking place reserved for car club permit holders.

There has to be at least one of these signs in each bay. These signs are used to indicate where car club holding a valid permit can park.

TAXI BAY (RANK)



No waiting in taxi rank during the times shown.

There has to be at least one of these signs in each bay. Taxi bays (Rank) are for the sole use of Hackney Carriage licence Taxi's. They can be situated near main transport links i.e. Bus Station, National Rail or London Underground station. They may also be in the area of a main retail area i.e. High Street. The permitted period of waiting may be indicated and no return period, during the listed hours of operation.

FREE BAY



Free parking for all vehicles from Monday to Saturday between 8 am and 7 pm, with a 20-minute time limit (no limit outside those times)

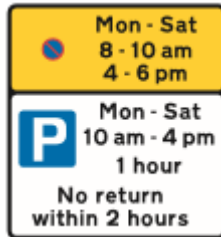
These bays can be used for parking without a permit or Payment to park.

There are also Free bays with a limited stay and these are signed accordingly. These are mainly situated on High Streets or Royal Mail sorting offices.

Please note, that free limited stay bays may also have a Loading bays operating at selective time. When a Loading bay is in operation, the free bay restriction ceases to operate (Please see loading bay signs)

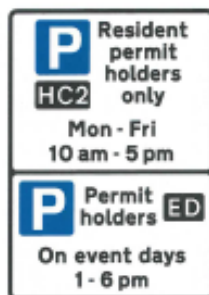
DUAL USE BAY

Waiting restriction (as per day and times specified) and Free bay (as per day and times specified).



The upper panel indicates that a waiting restriction during the morning and evening peak hours (a single yellow line will run through the bay). The lower panel indicates time-limited parking on Monday to Saturday between 10 am and 4 pm. N.B. Between 6 pm and 8 am the next day, and all day Sunday, there are no restrictions on parking.

Resident permit holders only (as per day and times specified) and Permit Holders bay (as per day and times specified). N.B. Each restriction operates at separate time.



The upper panel indicates a Resident permit holders only restriction during Monday – Friday 10am-5pm. The lower panel indicates a Permit holders only restriction on Event Day between 1pm and 6pm (Event days may take place on Saturdays and Sundays only).

There has to be at least one of these signs in each bay. The time plate beneath shows when parking is not allowed unless a Disabled Badge is displayed.

PERMIT BAY and PERMIT PAST THIS POINT



Parking for permit holders only, during specified times.



Parking for permit holders only in the street or streets beyond this sign, during the times shown.



End of permit parking area (used at exit point to permit holder parking past this point).

The General permit bay allow resident permit, business permit holders and visitor vouchers the right to park within a designated permit bay, for which they hold a valid permit for that zone (please see relevant Business Permit or Resident Permit).

There are also area which are designated as Permit Holders past this point. These are designated areas (Past this point) signage, where it is required to be a valid permit folder for that zone or display a valid visitor voucher, for a vehicle to be parked. It is not required for there to be marked bays within this area (although there can be if required), and the restriction applies from the entry/exit points. The designated area may be made up from one to several interlinking roads. Vehicles are not permitted to park on the footway, grass verge or adjacent to a dropped kerb, as these are separate contraventions, which could still be enforced.

It is the holding of a valid electronic permit than grants an exemption.

PEDESTRIAN ZONE



Ridden pedal cycles permitted within the zone. (The hours during which a part-time zone operates will be shown in this panel and exemptions in a lower panel). The yellow panels indicate that there are waiting restrictions within the zone.



At the end of the zone, a "zone ends" sign will be displayed. The prohibitory roundel in the upper panel will be a grey version of the roundel shown on the entry sign.

Pedestrian zones are signage at the entry and exit points to the zone. A vehicle is not permitted to enter this area during the prescribed hours. However, there may be an exempted period in which loading/unloading may take place and these times are indicated on the signage accordingly. There may also be a waiting restriction time plate, to indicate if there is a waiting restriction within the zone.

PARKING BAY/PLACE/SPACE

Parking bays are individually marked on the road and show the area where parking is permitted. These may be divided up into spaces to control the use and ensure maximum use of the marked place. Some places may have wording adjacent to them, designating it for a specific user. A driver is required to park the vehicle fully inside the marked lines, as if part of the overhangs or on another restriction, a Penalty Charge Notice could be served.

The dimensions for bay markings (TSRGD 2016).

There is no longer a maximum width, a minimum or maximum length. However, within the London Borough or Barnet a minimum width of 1.8 m is used as a guide (depending on carriageway width) apart from those for disabled badge holders.

The intention is to allow traffic authorities flexibility in determining the bay or parking space size appropriate both for the intended vehicle type and the surrounding street environment. Bay markings and parking spaces should be of sufficient length and width to fully accommodate the vehicles for which they are intended. In cases where larger vehicles, e.g. 4x4 type vehicles, which could not fit fully within the marking, it is at the discretion of the enforcing authority over enforcement. Within the London Borough of Barnet a vehicle should park adjacent to the edge of the carriageway and not be enforced if slightly overhangs the width. However, a vehicle is not permitted to overhang two spaces, restricting others from using a space. If a vehicle cannot park within a bay or space, then alternative parking should be sort by the driver.

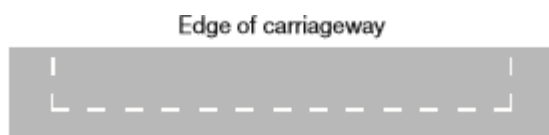
Disabled bays must be a minimum of 6.6 m long, 2.7 m wide, or 3 m wide where placed in the centre of the carriageway. There is an exception for cases where, on account of the nature of traffic using the road, the overall width of the carriageway is insufficient to accommodate a bay of that width. Within the London Borough of Barnet a disabled bay width is a minimum of 1.8m.

Signage Height.

Signage should be situated a minimum height of 900mm above the carriageway up to a maximum height of 2700mm.

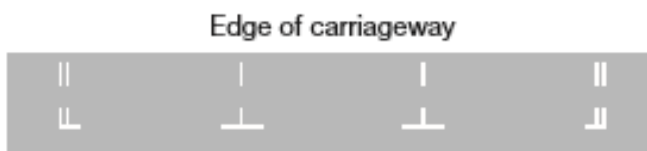
Parking Bay:

Parking bays are individually marked on the road and show the area where parking is permitted. A driver is required to park the vehicle fully inside the marked lines, as if part of the overhangs or on another restriction, a Penalty Charge Notice could be served.



Parking space:

Parking place may contain one or more bays or spaces. Where individual bays are marked, the parking place will end with double white termination markings. Where individual bays are not marked the parking place will end with single white termination markings.

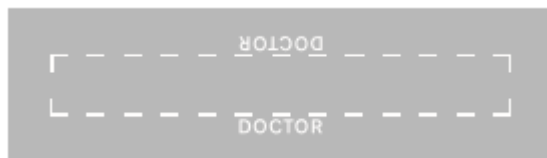


Parking place (restricted use):

Within a marked parking place, an area or areas are individually provided for the leaving of a vehicle. N.B. bays are usually marked white, but can be yellow marked for Taxis, Ambulance and Police.



Continuous parking bay adjacent to the kerb. Words may be added outside the bay to describe the type of parking.



Continuous parking bay in the centre of the carriageway. Words are omitted where there is no restriction on the type of user.

Permitted bay wording (if for designated use) wording includes:

AMBULANCE (yellow marking) ELECTRIC VEHICLE – ELECTRIC VEHS

BUSES LARGE OR SLOW VEHICLES

CAR CLUB LOADING

CYCLE HIRE PERMIT HOLDER ONLY

DISABLED (Only optional) POLICE (yellow marking)

DOCTORS (Only optional) TAXI (yellow marking)

ELECTRIC MOTORCYCLES- ELECTRIC M/CYCLES - ELECTRIC M/Cs


SOLO MOTORCYCLE ONLY – SOLO M.CYCLE ONLY– SOLO M.CS ONLY

N.B. A driver is required to park the vehicle fully inside the marked lines, as if part of the vehicle is outside of the marked bay the vehicle will be classed as being parked outside the bay and a Penalty Charge Notice (ticket) issued.

Footway Bay (Designated)



Designated place for a vehicle to park fully on the footway.



Designated place for a vehicle to park partly on the footway.

Footway designated parking places are marked either fully or partly on the footway. These can be where another bay restriction is operational i.e. Payment to park bay or residents bay. It is the drivers responsibility to ensure that they park fully within the marked footway bay and not overhang on the public footway, in such a manner as to cause an obstruction to pedestrians. It is usual for pedestrians to have at least 1mtr of clear footpath on which to safely proceed.

Footway signage.



Vehicles may be parked partially on the verge or footway.



Vehicles may be parked wholly on the verge or footway.



End of verge or footway parking



Vehicles may be parked partially on the footway in marked bays only (not used in the London Borough of Barnet).

Footway parking place are signed accordingly and there should signage at the start and end of the permitted footway parking area, but may be accompanied a signage indicating a specific restriction. If there is no signage within the bay, then the bays may be Free bays. However, a driver should ensure that they are correctly parking and in accordance with any restrictions that may be in operation.

CONTROLLED PARKING ZONES

Throughout the London Borough of Barnet there are a number of areas that have a Controlled Parking Zone (CPZ) that operate. These are placed around shopping areas or train and underground stations and are to allow easy parking for residents and business, also to help the flow of traffic. The CPZ’s can be split into different zones that operate at various times in each area. To help you have an idea of the CPZ’s and when restrictions will be enforced within each zone we have listed the zones and operational times.

CONTROLLED PARKING ZONES - Times of Operation

ZONES	CODES Residents	CODES Business	OPERATIONAL TIMES
Brent Cross	B	-	Monday – Saturday 10:00 – 18:30
Brent Cross Station	BX	BXZ	Monday – Friday 11:00 – 12:00
Chipping Barnet	C	CB	Monday – Saturday 08:00 – 18:30
Chipping Barnet	D	CB	Monday – Friday 14:00 – 15:00
Church Cottages	A	-	Monday - Friday 08:00 - 09:30, 14:45 - 16:15, 18:30 - 20:45 Saturday and Sunday 10:00 - 16:00, 18:30 - 20:45
Church End	CE	CEZ	Monday – Friday 14:00 – 15:00
Church End	CE1	CEZ	Monday – Saturday 08:00 – 20:00
Colindale	P	R	Monday – Friday 14:00 – 15:00
Cloister Road and Garth Road	CG	CGZ	Monday - Sunday 13:00 - 20:00
Cricklewood	C1	CZ	Monday – Friday 10:00 – 11:00
Cricklewood (Groves)	CW	CZ	Monday – Sunday 09:00 – 22:00
Cricklewood (Terraces)	CT	CZ	Monday – Sunday 09:00 – 22:00
East Finchley	M	Q	Monday – Friday 14:00 – 15:00
East Finchley	M	Q	Monday - Saturday 10:00 - 18:30
Edgware	J	U	Monday – Friday 10:00 – 11:00
Edgware	K	U	Monday – Saturday 08:00 – 18:30
Edgware	L	U	Monday – Friday 10:00 – 11:00
Event Day	ED	ED	Saturday - Sunday 13:00 - 18:00 (Scheduled Event Day only)
Garden City and Manns Road	GM	-	Monday to Sunday 08:00 - 23:00
Garden Suburb	GS	-	Monday - Friday 13:00 - 14:00
Golders Green	G	W	Monday – Saturday 08:00 - 18:30 Sunday 09:30 – 18:30
Golders Green	H	W	Monday – Friday 11:00 - 12:00
Golders Green	H2	W	Monday – Friday 11:00 - 13:00
Hendon Central	HC1	HD	Monday – Friday 11:00 – 12:00
Hendon Central	HC2	HD	Monday – Friday 10:00 – 17:00
Hendon Central	HC2	HD	Monday – Friday 11:00 - 15:00
Hendon Central	HC3	HD	Monday – Saturday 08:00 – 18:30
Mill Hill	E	X	Monday – Friday 11:00 – 12:00
Mill Hill	E2	X	Monday – Friday 08:00 – 18:30
Mill Hill East	MH	-	Monday – Friday 10:00 – 11:00
North Finchley	FN	FNZ	Monday – Saturday 09:00 – 17:00
North Finchley	FN	FNZ	Monday - Friday 14:00 - 15:00
Temple Fortune	TF	TZ	Monday - Friday 10:00 - 11:00,
Temple Fortune	TF	TZ	Monday - Friday 13:00 - 14:00
Temple Fortune	TF	TZ	Monday - Friday 10:00 - 11:00, 15:00 - 16:00

Temple Fortune	TF	TZ	Monday - Friday 09:30 - 18:00 Saturday 14:00 - 18:00
Totteridge & Whetstone Station	TW	-	Monday - Sunday 14:00 - 15:00
West Hendon	WH1	WHZ	Monday – Saturday 09:30 – 16:30
West Hendon	WH2	WHZ	Monday – Friday 10:00 – 11:00
West Hendon	WH3	WHZ	Monday – Friday 10:00 – 11:00
West Hendon	WH3	WHZ	Monday – Friday 10:00 – 17:00
West Hendon	WH3	WHZ	Monday – Friday 10:00 – 19:00 Saturday 08:00 - 14:00

RESTRICTIONS

At the point of entry and exit of a Controlled Parking Zone (CPZ) there are Zone Entry and Exit plates that show you where the zone starts and finishes, also the restriction times that apply within that area. Civil Enforcement Officers (CEO) patrol the areas during operational times to see if an violations are taking place either within the marked bays or on yellow lines, and will issue a Penalty Charge Notice (PCN) when an offence is committed. Enforcement and Penalty Charges

Drivers should check for road restrictions that might apply outside of the hours that the Controlled Parking Zone operates as Civil Enforcement Officers patrol, looking for violations and enforcing the restrictions.

PERMITS/VOUCHERS

Detailed below are brief details of the types of Permits and vouchers that can be used within the London Borough of Barnet. It is the holding of a valid electronic permit or the displaying of a valid paper permit or correctly validated voucher that grants an exemption to park within the designated bays/place, for which it has been issued.

It is the drivers responsibility to ensure that a vehicle is correctly parked at all times and in compliance with terms and conditions for that place. Expired permits (electronic/paper) or incorrectly validated vouchers, may result in a Penalty Charge Notice being served to the vehicle by a Civil Enforcement Officer. For further details on permits and vouchers, please refer to currant ‘Parking Permit Guidelines’.

PERMIT TYPES

Permit Type	Type
Business Permit - (Specific vehicle or Any Vehicle)	P/E
Builders Permit - (Specific vehicle or Any Vehicle)	P/E
Carers Permit	P
Car Park Permit	P
Disabled Permit	P
Doctors Permit	P
Essential vouchers	P
Event Day – (Saracens)	E

Floating Car Club Permit	E
Green Permit - Gas or electric vehicle	E
Members Permit	P
Motorcycle Permit	E
Parking voucher	P
Religious Permit	P
Residents Permit	E
School - Northside primary school	E
School - Teacher	E
Visitor vouchers – Residential and Event Day	P
Dispensations/Temporary Permit	E
Hatzola	P
Health Emergency Badge	P

Key: - P = PAPER E = ELECTRONIC

GUIDE TO PERMIT USE IN DESIGNATED BAYS - QUICK VIEW

Permit Type	Resident	Permit	Business	Pay to Park	Doctor	Motorcycle	Disabled	Specific
Business Permit								
Builders Permit								
Carers Permit								
Car Park Permit								ID specific
Disabled Permit								ID specific
Doctors Permit					ID specific			
Essential vouchers								
Event Day – (Saracens)								
Floating Car Club Permit								
Green Permit - Gas or electric vehicle								
Members Permit								
Motorcycle Permit								
Parking voucher								
Religious Permit								
Residents Permit								
School - Northside primary school								ID specific
School - Teacher								
Visitor vouchers – Residential and Event Day								
Dispensations/Temporary Permit								
Hatzola								
Health Emergency Badge								
Disabled Badge								

N.B. Permits only valid in bays for which they were allocated.
 Permits are valid in Shared use bays if the relevant permit and zone code is applicable at that location (zone code should be checked to ensure an exemption applies).

DISABLED BLUE BADGE - BAYS

There are a number of Disabled bays within the London Borough of Barnet that are solely reserved for cars displaying a valid Disabled Badge. Disabled Badge holders can also park free of charge in any of the Residents bays, Pay to Park bays and Dual Use bays without the need to display a permit or make payment to park/Pay & Display ticket.

Disabled Badge holders do not need to buy a resident’s permit to park their car in the Residents bays as long as a valid Disabled Badge is displayed. If a disabled resident regularly uses their badge in another car it is advisable to buy a Residents Permit for their own car to ensure that they can leave their car in a “residents only” bay.

Whilst Disabled Badge holders can also park on a yellow line for up to 3 hours when also displaying a Disabled badge clock card, as long as it is safe to do so or do not cause an obstruction, the Council has placed a parking bay at every location where it feels it is appropriate to park. It is advisable to park in a marked out parking bay, not on the yellow lines.

RESTRICTIONS ON DISABLED PARKING

Please remember that Disabled Badge holders cannot park:

- **On yellow lines during hours where there are loading restrictions;**
- **At a Bus Stop;**
- **In a Loading Bay;**
- **When parked on a footway or grass verge (even partially);**
- **In a Cycle Lane;**
- **On a Pedestrian Crossing; and**
- **In the School “keep clear” area.**

It is the drivers responsibility to check for road restrictions that might apply outside of the hours that the bays operate as Civil Enforcement Officers patrol, looking for violations and enforcing the restrictions.

The Council is aware of fraudulent use of Disabled Badges and is actively looking for ways to stop the misuse of these, and will take the appropriate action within its powers. If you suspect of anyone using a Disabled Badge illegally please inform the Council’s Corporate Anti-Fraud Team (CAFT) to investigate and so appropriate action can be taken.

Disabled Blue Badge use locations – London Borough of Barnet.

	Will be enforced (Yes/No)	
Restriction type	Disabled Blue Badge Permitted	Conditions (if disabled badge permitted)
Across a dropped kerb	No	N/A
All council car parks (Disabled bay)	Yes	Valid Disabled badge displayed (front up) on dashboard of vehicle, with clock card if

		maximum waiting period applies.
All council car parks (Electric Vehicle)	No	N/A
All council car parks (Free)	Yes	If no restriction applies, Disabled badge not required to be displayed.
All council car parks (Pay to Park)	Yes	Valid Disabled badge displayed (front up) on dashboard of vehicle.
All council car parks (Permit bays)	No	N/A
Ambulance bays	No	N/A
Ban turn/No entry	No	N/A
Box Junction	No	N/A
Bus lanes	No	N/A
Bus stops / Bus stand	No	N/A
Business bays	No	N/A
Coach bays	No	N/A
Disabled Permit Holder	No	N/A
Disabled bays	Yes	Valid Disabled badge displayed (front up) on dashboard of vehicle, with clock card if maximum waiting period applies.
Doctor's bays	No	N/A
Double parking / 50 cm from kerb	No	N/A
Double yellow lines	Yes	Valid Disabled badge displayed (front up) on dashboard of vehicle, with clock card up to 3 hours.
Electric vehicle	No	N/A
Free bay / Limited waiting	Yes	Valid Disabled badge displayed (front up) on dashboard of vehicle, with clock card if maximum waiting period applies.
Library bay	No	N/A
Footway bay (designated)	Yes	If no restriction applies, Disabled badge not required to be displayed.
Footway / Verge parking	No	N/A
Loading bays	No	N/A
Loading restriction	No	N/A
Market Stall bay	No	N/A
Motorcycle bays	No	N/A
Not fully within marked bay	No	N/A
Pay to park /Pay and display bays	Yes	Valid Disabled badge displayed (front up) on dashboard of vehicle, with clock card if maximum waiting period applies.
Pedestrian Zone	No	N/A
Permit bays / Permit passed this point	Yes	Valid Disabled badge displayed (front up) on dashboard of vehicle.
Residents' bays	Yes	Valid Disabled badge displayed (front up) on dashboard of vehicle.
School markings / Keep Clear	No	N/A
Single yellow lines	Yes	Valid Disabled badge displayed (front up) on dashboard of vehicle, with clock card up to 3

		hours.
Suspended bays	No	N/A
Taxi rank	No	N/A
Zigzag lines (white)	No	N/A

BUSINESS PERMIT

Businesses and traders within the London Borough of Barnet may apply for Business Permits. There are two types of Business Permits, ‘Specific vehicle’, which has a vehicle registration for which it has been purchased and an electronic permit, and ‘Any vehicle’, which does not have a vehicle registration and can be passed to any company vehicle to be used and this a paper permit. Business Permits are charged annually (although weekly and monthly permits available for specific vehicle permits) and local businesses can purchase a maximum of three Business Permits.

Only managers or owners of the businesses can apply for these permits. The vehicles that are eligible for a Business Permit are cars, goods vehicles that do not exceed 2.3 metres in height. The permits are issued to a particular vehicle and are not interchangeable, as the electronic permit will show the vehicle registration number. Any vehicle permits, are paper and required to be valid and clearly displayed for an exemption to apply.

Holding a valid electronic Business Permit entitles the vehicle to be parked in any designated Business or General Permit bay within the Controlled Parking Zone for which is has been issued (relevant zone code).

RESTRICTIONS

It is permitted to use the Business Permit only within the zone for which has been issued. They are allowed to park within the bays marked Business bays, general Permit holders bays, and Shared use bays that exempt Business permits, unless use suspended..

It is the drivers responsibility to check for road restrictions that might apply outside of the hours that the bays operate as Civil Enforcement Officers patrol, looking for violations and enforcing the restrictions.

BUILDERS PERMIT

Builder and traders working within the London Borough of Barnet may apply for Builders Permits. There are two types of Builders Permits, ‘Specific vehicle’, which has a vehicle registration for which it has been purchased and an electronic permit, and ‘Any vehicle’, which does not have a vehicle registration and can be passed to any company vehicle to be used and this a paper permit. Builders Permits are charged annually (although a monthly permit is available for either Specific vehicle or Any vehicle permits) and local businesses can purchase a maximum of three Business Permits, for a residential address.

Only managers or owners of the businesses can apply for these permits. The vehicles that are eligible for a Business Permit are cars, goods vehicles that do not exceed 2.3 metres in height. The permits are issued to a particular vehicle and are not interchangeable, as the electronic permit will show the vehicle registration number. Any vehicle permits, are paper and required to be valid and clearly displayed for an exemption to apply.

Holding a valid electronic Business Permit entitles the vehicle to be parked in any designated Business or General Permit bay within the Controlled Parking Zone for which it has been issued (relevant zone code).

RESTRICTIONS

It is permitted to use the Builder Permit within Resident Permit Holders Only or general Permit Holders Only and Shared use bays, parking place during the controlled hours, with the same zone identifier only within the zone for which it has been issued, unless use is suspended.

Builders permits are not permitted within sole use Business permits or payment to park bays.

It is the drivers responsibility to check for road restrictions that might apply outside of the hours that the bays operate as Civil Enforcement Officers patrol, looking for violations and enforcing the restrictions.

CARER VISITOR PERMIT

Carer permits are issued free of charge in special conditions and circumstances to residents that rely on their visitors for care and require essential home visits by a doctor, district nurse, similar healthcare professional or a volunteer. Carer permits can be given to such visitors to enable them to park.

RESTRICTIONS

Carer Permits are only valid with Resident Permit, Permit Holders and shared use bays where either of the first option applies, unless use is suspended. It is the displaying of a Carer Permit that grants an exemption.

It is the drivers responsibility to check for road restrictions that might apply outside of the hours that the bays operate as Civil Enforcement Officers patrol, looking for violations and enforcing the restrictions.

CAR PARK PERMIT

Car park permit. These are for vehicles that hold a designated permit (electronic) to park in the designated car park. These bays are marked in 'Orange' and signage instructs drivers that 'Orange bays – car park permit holders only'.

RESTRICTIONS

Car Park Permits are only valid for use within the designated car park in which they were issued (see Car Park (off Street) for further information). Drivers are required to park in the designated marked 'Orange bays – car park permit holders only', unless use is suspended.

Please note: some off street car parks also permit valid resident permit holder and Business permit holders to park, that have been issued for the zone in which the car park is situated and signage indicates if the relevant Resident or Business permit is permitted (see Car Park (off Street) for further information).

DISABLED PERMIT

The disabled permit and bay signage has its own unique identification number, which should match the displayed permit. These are bays that only a designated disabled permit holder and displaying of a valid designated disabled permit, although with a disabled blue badge. The bay markings also indicate that the place is reserved for a disabled person. Only the relevant unique permit holder can park within the bay, when displaying their valid Blue Disabled Badge. No other permit or disabled badge is permitted within this bay.

RESTRICTIONS

The disabled permit bays are only allocated for use to a disabled person who has met a strict criteria and have a limited movement, requiring assisted and close access to their residence. Only the relevant unique permit holder can park within the bay, when displaying their valid Blue Disabled Badge, unless use suspended.

DOCTORS PERMIT

Doctors Permits are issued only to legally qualified practitioners or residing in Barnet, who are liable to be called away in an emergency and are valid only for Doctors bays indicated on the Doctors Permit.

Doctor permit and bay signage has its own unique identification number, which should match the displayed permit. The bay markings also indicate that the place is reserved for a Doctor. Only the relevant unique Doctor permit holder can park within the bay, when displaying their valid Doctor permit.

RESTRICTIONS

The Doctor permit bays are only allocated for use of a specific user and only the relevant unique permit holder can park within the bay, unless use suspended. No other permit or disabled badge is permitted within this bay.

ESSENTIAL SERVICE VOUCHERS

Essential service vouchers are only available to public or commercial sector departments that need to make professional visits to households or properties within a Controlled Parking Zone.

This will include local authority departments, healthcare professionals working for the primary care trust, charities or not for profit organisations that provide health, counselling or social care services to borough residents.

Essential service vouchers are not zone specific and can be used throughout the borough. These are sold in sheets of four (min purchase 12 vouchers) and are available from the Parking Permit Team

When their Essential user arrives and parks in a permit bay they will need to scratch off the day, date, month and year on the card and display it in their vehicle. A scratch card that is not correctly displayed or with any part not correctly scratched off, will result in the Essential service voucher becoming invalid.

They only need to use a Essential service voucher if they are to use the permit bay during the times that the zone operates.

RESTRICTIONS

Drivers are permitted to use the Essential service vouchers only within the Controlled Parking Zone. They are allowed to park within the bays marked Residents bays, general Permit Holders bays, and Shared Use bays that permit Residents permits.

The Essential service voucher does not allow them to park in a Business permit holders only bay, Pay to park bays, Suspended bay, yellow lines, on the footway, on a red route or exempt you from any other parking restriction. The voucher is not valid if their vehicle is observed parked within 50 meters of their place of work.

It is the drivers responsibility to check for road restrictions that might apply outside of the hours that the bays operate as Civil Enforcement Officers patrol, looking for violations and enforcing the restrictions.

EVENT DAY PERMIT – (Saracens)

A resident or business at an address within the Event Day Controlled Parking Zone is eligible to apply for an Event Day Permit for use within the zone. The permits cannot be used in any other Controlled Parking Zone. Residents and businesses can only obtain a maximum of four Event Day Permits per household. Permits can only be purchased and used for vehicles registered to that address. However, an address may be exempted from entitlement to obtaining visitor vouchers in the relevant TMO Schedule, relating to permitted addresses entitled to permits within a CPZ.

Event Day permits are required to be used within the Event Day Controlled Parking Zone when Saracens rugby union team, play a home fixture at Allianz Park (Coptall Stadium). The stadium has a capacity of 10,000 (due to be increased to around 15-20,000 with development work). At present there are 16 home matches per year and a further two other 'Major Events' days per year. Saracens at present play in the Aviva Premiership (the top level of domestic rugby union in England) and can qualify for European and cup games.

The types of vehicles that are eligible for an Event Day Permit are cars and goods vehicles (not exceeding 2.3 metres in height) and specially adapted motorised vehicles for disabled drivers. Disabled badge holders do not need a permit providing they display their badge.

The permits are issued to a particular vehicle and are not interchangeable, as the electronic permit will show the vehicle registration number.

RESTRICTIONS

Drivers are permitted to use the 'Permit holders only' bays/places and 'Permit holders past this point' within the Controlled Parking Zone for which has been issued.

They are allowed to park within the bays marked Permit holders only bays, and Shared Use bays that allow Event Day permits, unless use suspended.

It is the drivers responsibility to check for road restrictions that might apply outside of the hours that the bays operate as Civil Enforcement Officers patrol, looking for violations and enforcing the restrictions.

FLOATING CAR CLUB PERMIT

Floating Car Club Permit are issued for London Borough of Barnet approved operators to liveried i.e. 'Drive Now' company vehicles and are for members of the public, including residents of the London Borough of Barnet, who can rent a vehicle for a short period (few minutes to hours). These allow the renter to undertake short trips around the borough, neighbouring boroughs or around London. Drivers are required to be registered with Drive Now, to be able to rent a vehicle and to establish where the nearest available vehicle is situated. This is not a specific bay permit.

RESTRICTIONS

Drivers are permitted to use the Residents Permit bays, general Permit Holders bays, Event Day permit bays/places/area, Shared Use bays that permit Residents permits and Payment to park bays, unless use suspended. They are permitted to park within these bays borough wide and are not Controlled Parking Zone specific.

They are not allowed to park within the bays marked in any other type of designated bay, yellow line (Single/Double) or other type of restriction.

It is the drivers responsibility to check for road restrictions that might apply outside of the hours that the bays operate as Civil Enforcement Officers patrol, looking for violations and enforcing the restrictions.

GREEN PERMIT - Gas or electric vehicle

A resident within a Controlled Parking Zone, with a gas or electric vehicle they can apply for a Green Permit which is free. These permits are for customers with the following type of vehicle:

- petrol-electric hybrid
- Electric
- LPG (liquefied petroleum gas) or similar

N.B. Low emission vehicles do not qualify.

RESTRICTIONS

Drivers are permitted to use the Residents Permit only within the Controlled Parking Zone for which has been issued.

They are allowed to park within the bays marked Residents bays, general Permit Holders, and Shared Use bays that permit Residents permits, unless use suspended.

It is the drivers responsibility to check for road restrictions that might apply outside of the hours that the bays operate as Civil Enforcement Officers patrol, looking for violations and enforcing the restrictions.

MEMEBERS PERMIT

Member's permits can be allied for by elected officials, within the London Borough or Barnet. At the beginning of a term in office a letter is sent to all new Councillors informing them of the members permit scheme offering them the opportunity to take up a members permit. Members permits are for use whilst of official/constituency duties. Please note that this is an option and some elected official may not take up a Members Permit. Those that can apply for Members permits include:

- Councillors

- MPs
- MEPs
- The Mayor

Member's permits are only valid for the duration of their office (usually four years) and all members are limited to one permit. However, the Mayor who can apply for two Members permits (this is the only exception).

RESTRICTIONS

Member's permits (whilst of official/constituency duties) are allow the holder to park in a Resident Permit Holders Only or general Permit Holders parking place within all zones and Payment to park/Pay and Display bay, during the restricted times.

The permit does not allow the holder to park in a Business Permit Holders Only parking place, Suspended bay, yellow lines or any other parking restriction.

MOTORCYCLE PERMIT

Motorcyclists can purchase a Motorcycle Permit to use the designated Motorcycle permit bays. These can be applied for by residents, Businesses and traders within the London Borough of Barnet. Motorcycle Permits are charged annually.

The permits are issued to a particular vehicle and are not interchangeable, as the electronic permit will show the vehicle registration number.

Holding a valid electronic Motorcycle Permit entitles the vehicle to be parked in the designated Motorcycle Permit bay within the Controlled Parking Zone for which is has been issued (relevant zone code).

RESTRICTIONS

It is permitted to use the Motorcycle Permit only within the zone for which has been issued. They are allowed to park within the bays marked Motorcycle Permit bays, unless use suspended.

Please be aware that it is the drivers responsibility to check for road restrictions that might apply outside of the hours that the bays operate as Civil Enforcement Officers patrol, looking for violations and enforcing the restrictions

PARKING VOUCHERS

Parking vouchers (also known as scratch cards) are a pre-paid method of payment for parking and offer an alternative to the Cashless parking (PayByPhone) facility or Pay and Display (credit card machines) . Each voucher can only be used once for either half an hour or an hour of parking time.

Parking vouchers can be purchased from public libraries around the borough or local businesses. Some local retailers and shops are may selling parking vouchers to customers. They may also be ordered online (Barnet website) or by phone. Parking vouchers are sold in a minimum of four and a maximum of 200 parking vouchers, in a single transaction.

RESTRICTIONS

Parking vouchers allow motorists to park in payment parking bays and car parks in Barnet. They are valid only in Pay to park (PayByPhone/Pay and Display) bays or shared use bays, where there is a pay to park option. If customers want to park in a Residents Permit or general Permit Holders bay they will need to purchase visitors vouchers.

RELIGIOUS PERMIT

Religious permits are available to ministers of religion in a full time capacity with the London Borough of Barnet and based at a place of worship that is either certified under the 'Places of Worship Registration Act 1855' or belongs to the 'Church of England'.

Places of worship outside the borough that serve a significant number of borough residents may also be granted a permit at the discretion of the Director.

Religious permits are valid for a 12 month period and a maximum of three vehicle specific permits may be issued for each place of worship.

RESTRICTIONS

Religious Permit holder can park in a Resident Permit Holders Only, general Permit Holders and shared use bays where either of the first option applies, unless use suspended. Religious permits are valid in the relevant parking place within all zones. It is the displaying of a Religious Permit that grants an exemption.

The permit does not allow the holder to park in a Business Permit Holders Only parking place, Payment to park bays, yellow lines, or any other parking restriction.

It is the drivers responsibility to check for road restrictions that might apply outside of the hours that the bays operate as Civil Enforcement Officers patrol, looking for violations and enforcing the restrictions.

RESIDENTS PERMIT

A resident at a residential address within a Controlled Parking Zone is eligible to buy a Residents Permit for use within the zone. The permits cannot be used in any other Controlled Parking Zone. Proof of address is required when making the first application. Residents can only buy a maximum of four Residents Permits per household. Residents Permits can only be purchased for vehicles registered to that address. However, an address may be exempted from entitlement to obtaining visitor vouchers in the relevant TMO Schedule, relating to permitted addresses entitled to permits within a CPZ.

The types of vehicles that are eligible for a Residents Permit are cars and goods vehicles (not exceeding 2.3 metres in height) and specially adapted motorised vehicles for disabled drivers. Disabled badge holders do not need a permit providing they display their badge.

The permits are issued to a particular vehicle and are not interchangeable, as the electronic permit will show the vehicle registration number.

RESTRICTIONS

Drivers are permitted to use the Residents Permit only within the Controlled Parking Zone for which has been issued.

They are allowed to park within the bays marked Residents bays, general Permit Holders bays, and Shared Use bays that permit Residents permits, unless use suspended.

It is the drivers responsibility to check for road restrictions that might apply outside of the hours that the bays operate as Civil Enforcement Officers patrol, looking for violations and enforcing the restrictions.

SCHOOL PERMITS

Some schools within a Controlled Parking Zone are eligible to obtain a Schools Permit for use within the zone that the school is situated. The permits cannot be used in any other Controlled Parking Zone. Proof of address is required when making the application. Schools Permits can only be obtained for vehicles that are used to collect children from the school during term times.

The types of vehicles that are eligible for a Schools Permit are cars and goods vehicles (not exceeding 2.3 metres in height) and specially adapted motorised vehicles for disabled drivers. Disabled badge holders do not need a permit providing they display their badge.

The permits are issued to a particular vehicle and are not interchangeable, as the electronic permit will show the vehicle registration number.

SCHOOLS THAT USE SCHOOL PERMITS

Below are listed the Schools that use the Schools Permits system:
(at present there is only one school using or issuing Schools Permits)

Northside Primary School N12 – Lodge Lane car park N12

It is at the council discretion whether to grant the School Permit scheme and this can be reviewed/withdrawn accordingly.

RESTRICTIONS

Drivers are permitted to use the School Permit only within the Controlled Parking Zone for which has been issued or Car park, as per condition of use, unless use suspended.

It is the drivers responsibility to check for road restrictions that might apply outside of the hours that the bays operate as Civil Enforcement Officers patrol, looking for violations and enforcing the restrictions.

SCHOOL STAFF PERMITS (Teachers)

Schools located within a Controlled Parking Zone are entitled to apply to join the School Permit scheme. Certain criteria must be met to allow a school to join. Once a school has been admitted to the scheme a limit number of permits will be available for purchase by staff authorised by the school.

The electronic permits are issued to a particular vehicle registration number and are not interchangeable.

RESTRICTIONS

Drivers are permitted to use the School Staff Permit only within the Controlled Parking Zone for which has been issued. However, they may not be used within designated areas within the Controlled Parking Zone, which may be adjacent to or close proximity to the school.

Designated vehicles are allowed to park within the bays marked Residents bays, general Permit Holders bays, and Shared Use bays that allow permit Residents permits, unless suspended.

VISITOR VOUCHER (Residential)

Residents at a residential address within a Controlled Parking Zone are eligible to buy residents Visitors Vouchers. They do not need to have a Residents Permit to be able to buy Residents Visitors Vouchers. However, an address may be exempted from entitlement to obtaining visitor vouchers in the relevant TMO Schedule, relating to permitted addresses entitled to permits within a CPZ.

The residents Visitors Voucher are in the form of a scratch card. These are sold in sheets of four (min purchase 12 vouchers) and are available from the Parking Permit Team online or via phone.

When their visitor arrives and parks in a permit bay they will need to scratch off the day, date, month and year on the card and give it to their visitor so that they can display it in their vehicle. A scratch card that is not correctly displayed or with any part not correctly scratched off, will result in the residents Visitors Voucher becoming invalid and can only be used once.

They only need to use a resident Visitors Voucher if their visitors use the permit bay during the times that the zone operates.

They can buy as many residents Visitors Vouchers as they need for their visitors but the maximum number of vouchers that can be brought at any one year is 200. They cannot be used to provide a daily parking space for friends and relatives working in the area or commuting, nor sold on for personal gain.

Residents Visitors Vouchers can also be used for their own vehicle. This may be an economic option if they only occasionally wish to park in a permit bay.

Disabled Badge holders do not need a permit as long as a valid Disabled Badge is displayed.

RESTRICTIONS

Drivers are permitted to use the residents Visitors Vouchers only within the Controlled Parking Zone for which it has been issued.

Drivers are allowed to park within the bays marked Residents bays, general Permit Holders bays, and Shared use bays that allow residents Visitors Vouchers, unless use suspended. Please check the relevant areas.

It is the displaying of a validated residents visitor voucher for that day that grants an exemption.

Please be aware that it is the drivers responsibility to check for road restrictions that might apply outside of the hours that the bays operate as Civil Enforcement Officers patrol, looking for violations and enforcing the restrictions.

VISITOR VOUCHER (Event Day).

Residents and businesses within the Event Day Controlled Parking Zone can apply for Event Day visitor vouchers. They do not need to have an Event Day Permit to be able to obtain Event Day Visitors Vouchers. However, an address may be exempted from entitlement to obtaining visitor vouchers in the relevant TMO Schedule, relating to permitted addresses entitled to permits within a CPZ.

The Event Day Visitors Voucher are in the form of a scratch card. These are sold in sheets of four (min 12 vouchers) and are available from the Parking Permit Team. They can apply for up to 88 visitor vouchers per annum. Visitor vouchers are single use and are used by scratching off the relevant date and displaying it in the visitor's vehicle. Having a visitor voucher displayed in a vehicle enables motorists to park legally in any Permit holders only or Permit Holders past this point, bay/place or area in the CPZ in which a permit holder can park.

When their visitor arrives and parks in a permit bay they will need to scratch off the day, date, month and year on the card and give it to their visitor so that they can display it in their vehicle. A scratch card that is not correctly displayed or with any part not correctly scratched off, will result in the residents Visitors Voucher becoming invalid and can only be used once.

They only need to use an Event Day Visitors Voucher if their visitors use the permit bay/place or area during the times that the zone operates.

RESTRICTIONS

Drivers are permitted to use the 'Permit holders only' bay/place and 'Permit holders past this point' area within the Controlled Parking Zone for which has been issued.

They are allowed to park within the bays marked Permit holders only bays, Permit holders past this point area and Shared Use bays that allow Event Day permits, unless use suspended.

DISPENSATION/TEMPORARY PERMIT

DISPENSATION

A dispensation is a temporary (14 days) electronic permit that can be issued for a number of reasons to existing permit holders and/or new applicants e.g. change of vehicle/address, incorrect registration or zone code or general permit misprint, vehicle accident /repairs/courtesy car or road/emergency works etc.

Dispensations are vehicle specific and the information is electronically uploaded to the hand held computers, of the enforcement officers together with the start and expiry dates to prevent the issue of parking tickets (upload may take place overnight).

TEMPORARY PERMITS

Temporary permits can be issued to those who do not meet the criteria for a residents permit because they can't provide appropriate proof of residency or vehicle ownership e.g. new to the borough, a foreign registered vehicle, from a different country and are on a short visit, their vehicle is registered at another address or they lease the vehicle but don't have a long term lease agreement/can't provide a copy.

Temporary permits are valid for three months and a maximum of three permits can be purchased per residential address.

RESTRICTIONS.

Drivers (Dispensation/Temporary Permit) are permitted to use the Residents Permit only within the Controlled Parking Zone for which has been issued.

They are allowed to park within the bays marked Residents bays, general Permit Holders bays, and Shared Use bays that permit Residents permits, unless use suspended.

The dispensation/temporary permit does not allow the driver to park in a Business Permit Holders Only parking place, Pay to park bays, yellow lines, or any other parking restriction.

It is the drivers responsibility to check for road restrictions that might apply outside of the hours that the bays operate as Civil Enforcement Officers patrol, looking for violations and enforcing the restrictions.

HATZOLA

Hatzola is a volunteer emergency medical service serving the Jewish communities. They display a Hatzola permit in their vehicle.

A member of the Jewish faith may be reluctant to violate Sabbath rules when needing to receive medical attention. As such may prefer an Orthodox Jew as a paramedic. A female worried about physical modesty and contact may be helped by knowing that a Jewish provider is aware of the details of her concerns, and will act to reduce the problem as much as possible.

It is the displaying of an Hatzola permit, that grants an exemption to that vehicle.

Please note: Hatzola permits are issued by Parking Permit Team in Coventry.

RESTRICTIONS.

Hatzola Permit holders attending a medical emergency can park in Resident Permit bay, general Permit bays, Shared Use bays and Pay to park bays (PaybyPhone/Pay and display). If no alternative parking space is available, they can also park on yellow lines.

Hatzola Permits cannot be used for parking at a place of work, shopping, parking for routine or non-emergency home visits, parking in doctors, ambulance, hospital parking spaces or bays allocated to other users.

Any use of a Hatzola permit outside of the conditions of use and observed by a Civil Enforcement Officer, may result in the issue of a Penalty Charge Notice and the individual permit, or all permits issued to the organisation being withdrawn.

The permit should be clearly displayed on the front windscreen of the vehicle whilst on an emergency call out.

HEALTH EMERGENCY BADGE

Doctors, nurses, midwives and health visitors who are regularly engaged in urgent or emergency health care away from their normal base are entitled to use a Health Emergency Badge (HEB).

The practice / department manager responsible for the staff who will use the badge must apply for badges. Unlike the old BMA badge, individual applications will not be accepted.

The badge may only be used when visiting patients in the home or away from the badge user's normal base.

Health Emergency Badges are obtained directly from Transport for London.

The badge is not valid for clinic visits, parking in doctors bays or hospital bays, or for non-urgent or non-emergency care.

RESTRICTION.

Health Emergency Badge holders are permitted within the Controlled Parking Zone to park within the bays marked Residents bays, general Permit Holders bays, and Shared Use bays that permit Residents permits, unless use suspended.

The Health Emergency Badge does not allow them to park in a Business permit holders only bay, Pay to park bays, Suspended bay, yellow lines, on the footway, on a red route or exempt you from any other parking restriction. The voucher is not valid if their vehicle is observed parked within 50 meters of their place of work.

It is the drivers responsibility to check for road restrictions that might apply outside of the hours that the bays operate as Civil Enforcement Officers patrol, looking for violations and enforcing the restrictions.

MOTORCYCLE BAYS

Motorcyclists can use the designated Motorcycle bays free of charge, Pay and Display bays and Resident bays (motorcyclists need not purchase a permit) and Shared Use bays that permit Residents permits.

Please be aware that it is the drivers responsibility to check for road restrictions that might apply outside of the hours that the bays operate as Civil Enforcement Officers patrol, looking for violations and enforcing the restrictions.

LOADING BAYS

Loading bays are placed for the use of local businesses, which receive and dispatch goods. Some of these bays only operate outside peak hours but most operate Monday to Saturday 8am to 6.30pm (please check

plates at the side of the bays to confirm times and restrictions). Use of these bays is restricted to Goods Vehicles delivering and collecting supplies from the local shops / businesses. Loading / Unloading must be continuous and is limited to a maximum stay of 40 minutes. Private vehicles/Cars or Disabled drivers cannot use these bays for general parking.

Delivery vehicle are allowed to Load or Unload goods on a single yellow line. There is a time restriction of up to 20 minutes for this purpose but the Loading / Unloading must be continuous or the Civil Enforcement Officers can issue a parking ticket.

RESTRICTIONS

Drivers cannot park to Load or Unload goods when a Loading/Unloading ban is in place, or other road restrictions.

A driver is permitted to park to load and unload goods, but not permitted to remain parked to undertake any work or additional duties.

Drivers should be aware to check for road restrictions that might apply outside of the hours that the bays operate as Civil Enforcement Officers patrol, looking for violations and enforcing the restrictions.

PAYMENT TO PARK (PAY AT MACHINE)

There are a number of Payment to Park bays operated by the Council throughout the London Borough of Barnet, for the benefit of people visiting the Borough for pleasure or business. Some bays also have machines where payment can be made and a ticket purchased to park. There are two main types of Payment to Park bays, Short stay or Long stay.

Residents, Visitors and Business Permits are not valid in these bays, unless the bay is dual use with one of these options available. Disabled Badge holders (displaying their Disabled Badge and clock correctly) and Motorcycles are permitted to use these bays (as per any restriction which may apply or time limit).

The council offers electronic payments via PaybyPhone. This is using the phone, text or PaybyPhone app. Payment can also be made at Paypoint outlets and with the use of prepaid parking vouchers. These can be purchased from libraries, Permit Team or from selected retailers.

Each Pay to Park (Paybyphone) bay has its own unique identification number, so that the it can be identified if a vehicle registration has made payment to park within it. A driver is not permitted to park within one Pay to Park bay, but move their vehicle or pay for another location number. It is the drivers responsibility to ensure that they park for their parking prior to leaving the vehicle. Only a payment made for a specific location, would permit a vehicle to remain parked within it.

As well as the pay to park signage (displayed above) there will also be an information board with unique location number, payment/contact details, tariffs and terms/conditions of use.

The Pay & Display machines are credit card only and with contactless facility. If a machine is not working drivers can use one of the alternative payment options or machines in the area (but please be aware that if the Tariffs differ then the ticket becomes invalid). Tickets purchased from machines in different Controlled Parking Zones are not valid.

Vehicles that have not made payment to park or do not display a valid Ticket or Voucher can be issued with a Penalty Charge Notices.

Grace period – 10 minute

Where a vehicle has been parked on street or a car park, in a designated payment to park bay (PaybyPhone or P&D), a paid for parking session for that location has expired and the vehicle remains parked, then a grace period of 10 minutes should be applied, under the relevant contravention code. CEO's should therefore not process a penalty, until the 10 minute exemption has expired e.g. payment to park expired 10:40, grace period (10 minute) expires 10:50, PCN should not be processed until 10:51.

The responsibility is on the driver to check for road restrictions that may apply to the area where they are parked outside of the normal Payment to Park hours, as Civil Enforcement Officers patrol and will enforce any violations of the restrictions.

N.B. Details of PaybyPhone locations are provided at the end of this document.

Pay and Display machine location list

Parkeon ID	Address	Postcode	PBP
0012	85 High Street, EN5	EN5	9060
0013	126 High Street (Iceland) EN5	EN5	9055
0014	Moxon Street Car Park EN5	EN5	7527
0018	Stapylton Road Car Park EN5	EN5	7522
0002	65 Station Road, HA8	HA8	5830
0003	220 Station Road, HA8	HA8	5823
0004	Promenade Mansion, O/S 9 (Junction of Edgwarebury Lane and Hale Lane) HA8	HA8	5795
0019	299-301 Hale Lane HA8	HA8	5791
029	73 Watling Avenue HA8	HA8	9163
036	42 Watling Avenue HA8	HA8	9166
0001	Lodge Lane Car Park N12	N12	7521
0006	359/361Ballards Lane N12	N12	5941
0007	793/799 High Road N12	N12	5938
0008	764 High Road N12	N12	5948
0009	831 High Road N12	N12	5939
0010	816 High Road N12	N12	5942
0011	718 High Road N12	N12	5944
0017	Stanhope Road Main Car Park N12	N12	7528/7529
022	127 High Road N2	N2	5822
023	46 High Road, N2	N2	5820
024	85 High Road, N2	N2	5865
025	136 High Road, N2	N2	5817
0020	128 Ballards Lane N3	N3	9024
021	99 Ballards Lane N3	N3	9009
026	2 Hendon Lane N3	N3	6010
027	236 Regents Park Road N3	N3	6041
028	319 Regents Park Road N3	N3	9021
041	36 Tesco Ballards Lane N3	N3	9015
030	West Heath Avenue, close to entrance of Holders Hill Park, NW11	NW11	5895
032	54 Golders Green Road, NW11	NW11	5879
033	132 Golders Green Road NW11	NW11	5885
034	65 Golders green Road, NW11	NW11	5881

037	221 Golders Green Road NW11	NW11	5855
038	4 Princes Parade, Golders Green Road NW11	NW11	5787
039	6 Russell Parade, Golders Green Road NW11	NW11	5754
050	5 Belmont Parade, Finchley Road NW11	NW11	9333
051	The Pantiles Finchley Road NW11	NW11	9330
052	1185 Finchley Road NW11	NW11	9347
053	32 Temple Fortune Mansions, Finchley Road NW11	NW11	9346
054	1103 Finchley Road (Bridge Lane) NW11	NW11	9331
055	Finchley Road junction with Monkville Avenue NW11	NW11	9356
056	1075 Finchley Road NW11	NW11	9357
057	17 Halleswell Parade, Finchley Road NW11	NW11	9349
058	152 o/s Sally's Restaurant, Golders Green Road NW11	NW11	5884
031	side of 136 Yew Grove NW2	NW2	5836
035	420 Finchley Road NW2	NW2	5805
047	358 Cricklewood Lane NW2	NW2	5802
042	101 Brent Street NW4	NW4	9236
043	59 Church Road NW4	NW4	9325
044	46 Vivian Avenue NW4	NW4	9370
045	16 Parson Street, junction Finchley Lane NW4	NW4	9327
046	144 - 155 Brent Street NW4	NW4	9233
048	91 Bell Lane NW4	NW4	9328
049	Stansview House, Queens Road NW4	NW4	9385
0005	51 The Broadway NW7	NW7	9499
0015	36 The Broadway NW7	NW7	9509
0016	85 The Broadway NW7	NW7	9503
040	8 Bittacy Hill NW7	NW7	9534
059	270 West Hendon Broadway NW9	NW9	5926

ADDITIONAL INFORMATION

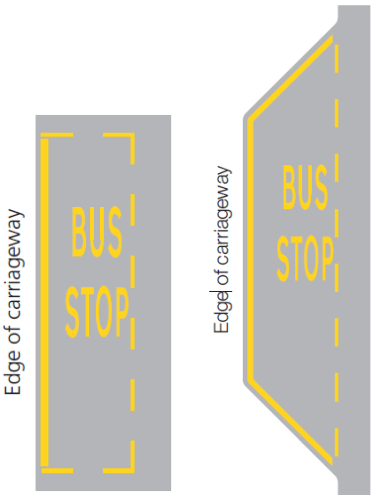
Detailed below is some additional information that might be helpful, including enquiries that are regularly made

BUS STOP/BUS STAND

A bus service uses public service vehicles (PSVs) to carry passengers who pay separate fares over short distances. Bus stops are a designated place to allow public service vehicle to stop and allow passengers to safely embark and disembark. It is restricted as ‘no stopping at any time except buses’, on signage. There may also be bus stands which a bus to stop and wait for a period of time, prior to starting a new scheduled journey or in which a driver may take a short break

Vehicles parking in a bus stop may cause an obstruction to a bus and restrict it from parking adjacent to the edge of the carriageway. This may mean that the passengers are restricted from embarking or disembarking and may unfairly presents a barrier and independence for people with mobility impairments and their carers, families with young children, wheelchair users as well as the families with young children and babies in prams and pushchairs.

It may also mean that if the bus cannot park at a safe location, it may have to stop further out into the carriageway and cause an obstruction to other motorists and delay journeys.



Bus stops are marked in yellow with a thick single yellow line and would have a clearway signage.



Stopping by vehicles other than local buses prohibited during the times shown



Place where local buses may stand, from which all other vehicles are prohibited during the times shown

Highway Code

Rule 243

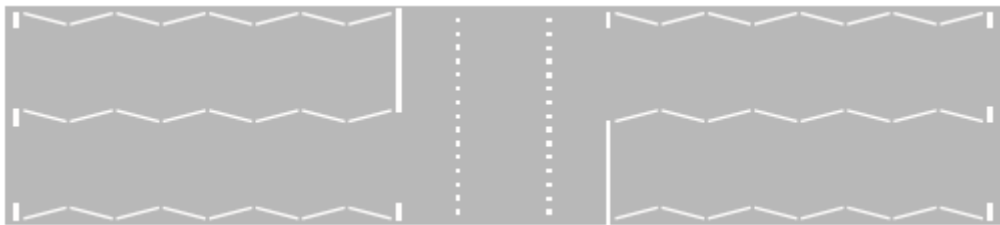
DO NOT stop or park:
•at or near a bus or tram stop or taxi rank

OVERNIGHT WAITING BAN



The overnight waiting ban is a borough (and London) wide restriction which restricts large vehicles parking overnight within residential and built up areas. The restriction operates from Midnight -8am and then from 6.30pm-Midnight. During this time a vehicle over the designated weight (usually 5tons or 7.5tons) and a coach/bus is not permitted to park within a road. There should be at least one sign within a road and on either side of a carriageway. Were a road is long, then this signage may be repeated. N.B. The bus symbol is of vehicles over 9 seats, however can vary between boroughs and according to the relevant Traffic Management Order. In the London Borough of Barnet, this is 15 seats.

ZIGZAG LINES (WHITE)



Zig Zag markings are placed at both Zebra crossings and Pelican crossings (Signal-controlled crossings) to allow visibility to pedestrians, so that they are aware of oncoming vehicles and also to allow drivers to observe a pedestrian either waiting at the crossing to cross or entering the designated crossing.

Drivers should not cause a vehicle or any part of it to stop within the limits of a Zigzag crossing unless they are prevented from proceeding by circumstances beyond his control or it is necessary for them to stop, due to a pedestrian using the crossing.

Pedestrian Crossings are enforced under the Road Traffic Regulations Act 1984 and are enforced 24 hours a day, seven days a week.

Highway Code.

Rule 191

You **MUST NOT** park on a crossing or in the area covered by the zig-zag lines. You **MUST NOT** overtake the moving vehicle nearest the crossing or the vehicle nearest the crossing which has stopped to give way to pedestrians.

Rule 240

You **MUST NOT** stop or park on:

a pedestrian crossing, including the area marked by the zig-zag lines (see [Rule 191](#))

DROPPED KERB

Dropped footway kerbs are provided in areas which allow vehicles to cross the footway and those which assist pedestrians crossing the road. This restriction is enforced 24 hours a day, 7 days a week.

The disabled blue badge concession does not permit a vehicle to be parked in such locations.

Dropped kerb for pedestrians.



The purpose of the dropped kerb provision at this point is to allow a safe road crossing point, on a busy road. Unsafe and illegal parking of this driver at any time of the day or night unfairly presents a barrier to inclusion and independence for people with mobility impairments and their carers, families with young children, because it effectively removes a safe crossing point for our residents who are wheelchair or mobility scooter users as well as the many families trying to cross the road with young children and babies in prams and pushchairs.

Dropped kerb for vehicle access.



Length of road to be kept clear of stationary vehicles, at entrances to off-street premises or where the kerb is dropped to provide a convenient crossing place for pedestrians

It is not permitted to park adjacent to a dropped kerb crossover, for the use of residents or business to gain access or exit their premises. For a contravention to have occurred it is considered that the vehicle wheel base is adjacent to a dropped kerb, where the footpath has been lowered (or raised) to need to level of the carriageway. A vehicle that overhangs e.g. bumper, may not considered to be in contravention.

However, there is an exemption in legislation, for an owner of a property to park their vehicle adjacent to their sole use dropped kerb (not used by a third party i.e. neighbour), unless there is another enforceable restriction at the location.

If a vehicle is parked adjacent to a dropped kerb, without the proprietor's authorisation, then they can contact the Enforcement Team and request that a Civil Enforcement Officer attend their location. They may

be asked to confirm your details and details of the vehicle, i.e. registration plate number, make and colour. The Enforcement Team should keep a record of any request made, and if a Civil Enforcement Officer does issue a penalty, they should record in their notes that it was at a 'Client Request'.

There may be an advisory white line outside a property, to highlight the dropped kerb into the property. However, there is no enforcement in relation to an advisory white line and it can only be used to indicate a dropped kerb at that location to other drivers.

If there is a yellow line outside a property, then this takes priority of a dropped kerb, and no vehicle would be permitted to remain parked during the prescribed hours.

The Traffic Management Act 2004 allows for enforcement action (issue of a Penalty Charge Notice and subsequent removal of contravening vehicle) to be taken when a vehicle is parked adjacent to a dropped footway.

The Highway Code, rule 243 states:

Rule 243

DO NOT stop or park

- where the kerb has been lowered to help wheelchair users and powered mobility vehicles
- in front of an entrance to a property

FOOTWAY/VERGE PARKING

Vehicles parking on the footway can cause an obstruction to pedestrians. The purpose of the footpath is to allow a safe access to the public highway by pedestrians. Unsafe and illegal parking by drivers at any time of the day or night, presents a barrier to inclusion and independence for people with mobility impairments and their carers, families with young children, wheelchair or mobility scooter users, as well as families traveling along the road with young children and babies in prams and pushchairs, because it effectively removes a safe clear passageway for pedestrians.

However, a vehicle would be permitted to park on the footway within designated marked bays and where it is signed that footway parking is permitted.

As such the London Borough of Barnet undertakes enforcement of vehicles that are parked on any part of the public footway and dedicated highway, which is maintained at the public expense.

Highways Act 1980 no. 66 item 329 defines a: "footpath" means a highway over which the public have a right of way on foot only, not being a footway.

It has been a contravention to park on the footway within London since the introduction of the Greater London Councils (General Powers) Act 1974, therefore in excess of 40 years.

The London Borough of Barnet currently enforces footway contraventions under the London Local Authorities Act 2000, where a vehicle has been parked with one or more wheels on the footway, 24 hours a day, 7 days a week.

Section 15 of the London Local Authorities Act 2000 states that a vehicle must not have one or more wheels on any part of an urban road or verge other than a carriageway.

Under the London Local Authorities and Transport for London Act 2008, where a vehicle has been parked with one or more wheels on the footway, 24 hours a day, 7 days a week.

Section 8(1), (2)(a), (b) states that any part of the public highway not set aside for vehicles is covered by a footway parking ban. This includes grass verges, central reservation, ramps linking private property to the road and pedestrian crossings.

The Highway Code states.

Rule 244

You **MUST NOT** park partially or wholly on the pavement in London, and should not do so elsewhere unless signs permit it. Parking on the pavement can obstruct and seriously inconvenience pedestrians, people in wheelchairs or with visual impairments and people with prams or pushchairs.

Greater London Councils (General Powers) Act 1974, section 15.

The Highway Code also states:

Rule 145

You **MUST NOT** drive on or over a pavement, footpath or bridleway except to gain lawful access to property, or in the case of an emergency.

Laws HA 1835 sect 72 & RTA 1988 sect 34

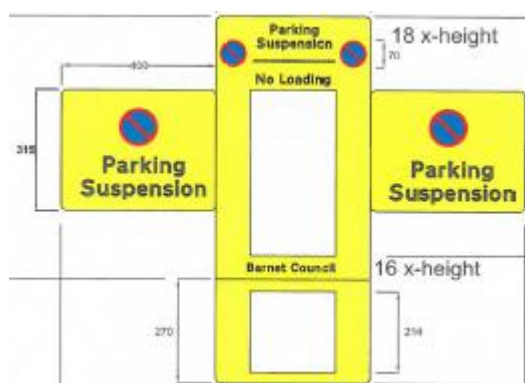
NOT FULLY WITHIN MARKED BAY

A vehicle is required to park fully within the markings of a designated marked bay/place or space. This is to ensure that the best use of a parking place and maximise the usage to allow other drivers to park. A vehicle may also be parked partly on another restriction i.e. single/double yellow line, or a neighbouring bay which has different restrictions.

It is a requirement when parking within the London Borough of Barnet Traffic Management Orders, for both 'on street' and 'off street' (car parks) parking places. However, if a vehicle is observed not parked fully within a designated marked bay/place or space, and overhangs into another designated marked bay/place or space, and/or restriction then it may be considered that a parking contravention has occurred and a Penalty Charge Notice served.

It should be noted that this restriction applies when either a designated bay/place or space is operational (prescribed hours) and cannot be enforced outside of this time. If however the vehicle is partly within/on another which is operational (during the prescribed hours), then the contravention may be considered for that restriction and a Penalty Charge Notice issued accordingly.

BAY SUSPENSIONS



If residents within a Controlled Parking Zone (CPZ) require a bay to be suspended, e.g. moving house or having building work done that requires a large vehicle to deliver/collect goods or requires a skip, then they may require a bay to be suspended (sometimes this will be done by the removal firm or builder/skip hirer). This can be done by contacting the Council’s Parking Permit Team either in writing or by e-mail, specifying the location, date and time for which the suspension is required, how much room is needed and how much time is required. The Parking Office will then look into the request and if feasible will inform the applicant of what charges (if any) there are.

If accepted an invoice will be sent out for the charges. The location will have Suspension notices erected at the location before the date (usually 5 days) of the bay suspension. The Council do not place cones on street where there is a suspension although a contractor may coned off a suspended place.

Please Note: The Council do not suspend yellow lines.

CYCLE LANE



Road markings for a mandatory pedal cycle lane



Road markings for an advisory pedal cycle lane. Other vehicles should not use this part of the carriageway unless it is unavoidable



Road marking indicating the end of a cycle lane, track or route



Mandatory with-flow pedal cycle lane ahead. Hours of operation may be shown.



With-flow pedal cycle lane



End of cycle lane, track or route



Pedal cycle lane on road at junction ahead or (where "lane" is varied to "track") cycle track crossing road at junction ahead

These are Cycle lanes are placed along the carriageway to assist those who cycle a designated and safe area to cycle. These are road marked with a solid white line and a diagram of a cycle and signed. Motor vehicles are not permitted to park on a cycle lane, except within a designated parking bay. However, vehicles may cross a cycle lane at a road junction or designated crossover. Most cycle lanes operate 24 hours a day, 7 days a week, but could have separate times of operation and would be signed accordingly.

There are also advisory Cycle lanes, which are marked with have broken white line markings and cycle diagram. These are not enforceable if a vehicle parks within them, although many advisory cycle lane may also have a yellow line restriction which could restrict parking during the prescribed hours, and would have a separate time plate.

The Highway Code:

Rule 140

Cycle lanes. These are shown by road markings and signs. You **MUST NOT** drive or park in a cycle lane marked by a solid white line during its times of operation. Do not drive or park in a cycle lane marked by a broken white line unless it is unavoidable. You **MUST NOT** park in any cycle lane whilst waiting restrictions apply.

Law RTRA sects 5 & 8

Rule 240

You **MUST NOT** stop or park on:

- a cycle track

TEMPORARY RESTRICTIONS

There are times when Temporary Restrictions are placed on a location. This could be due to utility work (i.e. gas, water or electricity works) or for some special event (i.e Remembrance Day, summer show or other special event), which could be over a long length of road. The location may be coned off and notices erected at the location before the date that the restriction coming into force. If a vehicle parks on a Temporary Restriction they can be issued with a Penalty Charge Notice (PCN), and if the vehicle is causing an obstruction it could be removed from the location (additional charges could be incurred).

WARNING NOTICES

If a new restriction is being introduces and comes into operation on street, a Civil Enforcement Officer could issue a Warning Notice. This is to let the driver know that they are parked at a location that a restriction applies. Warning Notices can be issued for 10-14 days, but on occasion this may be extended to one month.

There may be occasions where a Civil Enforcement Officer, issues a Warning Notice to inform a driver that they are parked at a restricted location, rather than serve a penalty. This may occur where a restriction has not been enforced/contravention observed for a period time. There is no charge for Warning Notices.

BANK HOLIDAYS AND CHRISTMAS DAY

The London Borough of Barnet does not enforce all on restrictions on Bank Holidays and Christmas Days, however this may vary between different Enforcement Authorities.

Some drivers are under the misconception that single, double yellow line and Loading/unloading restrictions do not operate on Bank Holiday. However, if a bank holiday falls on a day when the restrictions are in operation, the restrictions apply in the normal way. Restrictions apply at the same times every day, including Sunday, as indicated on the time plate. It is only where a time plate indicates ‘exclude bank holidays’ that a yellow line restriction does not operate. The London Borough or Barnet does not exclude bank holidays on yellow lien restrictions and therefore enforcement may be undertaken.

Bank Holidays include New Year’s Day, Good Friday, Easter Monday, May bank holidays, August bank holiday, Boxing Day, and Christmas Day.

Below provides examples of restrictions that may or may not be enforced.

	Will be enforced (Yes/No)	
Restriction type	Bank Holidays	Christmas Day
Across a dropped kerb	Yes	No
All council car parks (Disabled bay)	No	No
All council car parks (Electric Vehicle)	No	No
All council car parks (Free)	No	No
All council car parks (Pay to Park)	No	No
All council car parks (Permit bays)	No	No
Ambulance bays	No	No
Ban turn/No entry	Yes	Yes
Box Junction	Yes	Yes
Bus lanes	Yes	No
Bus stops / Bus stand	Yes	No
Business bays	No	No
Coach bays	No	No
Disabled Permit Holder	Yes	No
Disabled bays	Yes	No
Doctor's bays	No	No
Double parking / 50 cm from kerb	Yes	Yes
Double yellow lines	Yes	No
Electric vehicle	No	No
Free bay / Limited waiting	No	No
Library bay	No	No
Footway bay (designated)	No	No
Footway / Verge parking	Yes	No
Loading bays	Yes	No

Loading restriction	Yes	No
Market Stall bay	No	No
Motorcycle bays	No	No
Not fully within marked bay	No	No
Pay to park /Pay and display bays	No	No
Pedestrian Zone	No	No
Permit bays / Permit passed this point	No	No
Residents' bays	No	No
School markings / Keep Clear	No	No
Single yellow lines	Yes	No
Suspended bays	Yes	No
Taxi rank	Yes	No
Zigzag lines (white)	Yes	No

PERMITS ISSUED BY OTHER COUNCIL OR PRIVATE FIRMS.

If drivers have a permit issued by another London Borough/Council or a private company, these are invalid on the public highway within the London Borough of Barnet. Only permits or visitor vouchers issued by the London Borough of Barnet for that particular zone are permitted on the public highway within the borough.

PENALTY CHARGE NOTICES FROM PRIVATE FIRMS

The London Borough of Barnet Civil Enforcement Officers enforce parking offences on the public highway and car parks. If a driver has parked on private property or in an area that has employed a private Parking Company they might be issued with a Penalty Notice or the vehicle clamped. If they are issued with a Penalty Notice or clamped then they would need to contact the issuing company as this is outside the Council’s jurisdiction.

VEHICLES ON PRIVATE PROPERTY

If residents have a problem with a vehicle on private property/land then this should be taken up with the landowner or estate management company. The London Borough of Barnet Civil Enforcement Officers can only undertake enforcement on the public highway and public car parks.

ABANDONED VEHICLES

If residents have a problem with an abandoned vehicle on street then they would need to contact the Nuisance vehicle Team or Parking Client Team, who can forward on the details. They would need to confirm the vehicles details including number plate, make, model and colour. If a vehicle holds a valid road tax, then action may not be taken unless the vehicle poses a risk to health, safety or welfare to life.

VEHICLE SEIZURES

Vehicle seizures take place under the instructions of the DVLA for non-payment of the Road Fund Licence (tax disc). The vehicle can be clamped, and if the fine is not paid, be taken away to be passed to the DVLA, sold or scrapped. This is done by the authorised operatives within the borough or DVLA authorised contractors that operate nationally.

VEHICLE STOP CHECKS

Vehicle stop checks can take place on any day or at any time. These are carried out by government agencies (e.g. the Police and the DVLA), and bailiff firms. They are looking for vehicles that are on the road illegally, (i.e. which do not have a valid Road Fund Licence (tax disc) or have outstanding debts). They are also looking for people who are driving vehicles illegally (e.g. do not have a driving licence or have been banned from driving).

Vehicles which are found to be on the road illegally could be held until a fine is paid or an order placed on the vehicle, so that it is removed from the road or scrapped.

CAR PARKS (Off Street)

The Council operates Public Car Parks throughout the London Borough of Barnet for the benefit of people visiting the Borough for pleasure or business. There are two main types of Car Parks, Short stay or Long stay, though some Car Parks can have sections for both Short and Long stay parking (drivers should make sure that they have parked in the correct section for the relevant payment to park made or they could be issued a Penalty Charge Notice).

Car parks will have displayed pay to park signage, which is an information board with unique location number, payment/contact details, tariffs and terms/conditions of use. Some car parks also contain Pay to park machines. See Pay and Display for locations of Pay to park machines.

Some car parks allow free parking for a limited period. However, the driver is required to ensure that they comply with the signage and display a valid ticket or electronic method to ensure that the free parking time is applied to their vehicle registration number.

Car park - Disabled bays

There are also designated disabled blue badge bays within the car park, where a vehicle may park whilst displaying a valid Blue Disabled badge.

Car Park - Electronic Charging points

Some Car Parks have Electronic Charging points. It is a requirement that an electric vehicle is parked within these bays, connected to the electric recharging apparatus, and is being recharged whilst remaining parked.

Car Park - Business permit Holders/ Resident Permit Holders,

Designated Business permit or Resident permit holders may be permitted to park within a designated place within car park or area, and a driver is required to adhere to the relevant signage or designated marked area.

Car park Permit.

The London Borough also offers a designated car park permit. These are for vehicles that hold an electronic permit to park in the designated car park. These bays are marked in 'Orange' and signage instructs drivers that 'Orange bays – car park permit holders only'.

Restricted parking area – Market (Red Bays).

Some car parks may have areas designated where vehicles are not permitted to park at designated times. Car parks have separate signage to inform motorists when the restrictions apply and the relevant bays are marked with red bay markings.

Free Car Parks.

There are also some car parks which are free to park within and these are indicated as Free parking Car Park locations.

There is no charge to park in car parks designated as free, although terms and conditions of use for parking still applies.

Any vehicle parked within a car park, is required to park fully within a designated place and not permitted to overhang into another place or restricted area. If a vehicle is unable to park fully within a designated place, then alternative an alternative parked place should be found.

Grace period – 10 minute

Where a vehicle has been parked on street or a car park, in a designated payment to park bay (PaybyPhone or P&D), a paid for parking session for that location has expired and the vehicle remains parked, then a grace period of 10 minutes should be applied, under the relevant contravention code. CEO’s should therefore not process a penalty, until the 10 minute exemption has expired e.g. payment to park expired 10:40, grace period (10 minute) expires 10:50, PCN should not be processed until 10:51.

Car Parks - Payment to Park

STREET	POST CODE	CPZ	Permit option.
Bunns Lane	NW7	Mill Hill CPZ	
Burroughs Gardens	NW4	Hendon CPZ	Resident/Business only
Castle Road	N12	North Finchley CPZ	Permit Holder
East Barnet (Northern) Road	EN4		Permit Holder
East Barnet (Southern) Road	EN4		Permit Holder
Fitzjohn Avenue	EN5	Chipping Barnet CPZ	Business Permit
Hendon Park	NW4	Hendon CPZ	
Lodge Lane	N12	North Finchley CPZ	
Moxon Street	EN5	Chipping Barnet CPZ	
Stanhope Road (Lower)	N12	North Finchley CPZ	Permit Holder only
Stanhope Road (Main)	N12	North Finchley CPZ	
Stanhope Road (Upper)	N12	North Finchley CPZ	
Stapylton Road	EN5	Chipping Barnet CPZ	
Strafford Road	EN5	Chipping Barnet CPZ	Resident permit only
The Burroughs	NW4	Hendon CPZ	
Warner Close	NW9	West Hendon CPZ	
Watling Avenue	HA8	Watling Avenue	
Woodhouse Road	N12	North Finchley CPZ	Permit Holder

Free car parks

Brunswick Park Road	N11
Church Hill Road	EN4
New Brent Street	NW4
Osidge Lane	N14
Quakers Course	NW9

CCTV ENFORCEMENT



Area in which cameras are used to enforce traffic regulations



A reminder to drivers within an area in which cameras are used to enforce traffic regulations


BOX JUNCTIONS

ENFORCEMENT

Throughout the London Borough of Barnet there are areas of the road, which are designated as Box Junctions. Their purpose is to keep the junction clear by preventing traffic from stopping in the path of crossing traffic. You should not enter the Box Junction unless the exit road from it is clear. If you are to make a right hand turn, you can enter the box and wait if you prevented from completing the turn due to oncoming traffic (though you are not permitted to block oncoming traffic from making a right hand turn).

The Box Junctions are enforced by cameras that record vehicles entering the designated area and operational 24 hours a day seven days a week. All the cameras operate within the guide lines laid down by Transport for Transport.

Box junctions



Where stationary traffic would be likely to block a junction, a yellow box may be marked on the road, covering all or part of the junction. You must not enter the box if your exit is not clear. If turning right at the junction, you may enter the box (behind other right-turning vehicles, if any) to wait for a gap in the oncoming traffic, but only if the right-turn exit is clear.

Evidence of the contravention

Camera must record evidence of the arrival of the vehicle, any signals and the availability of clear exits. The vehicles entry into the box, the continued state of the exit(s) and the subsequent actions of the driver. The camera must capture the movements in the junction during the passage of the vehicle in question.

Observation times for contravention:

At least two wheels of the vehicle (either front or rear) must be stationary within the markings to be perceived as an instant contravention.

Exemptions

1. Vehicle may be delayed by oncoming traffic waiting to turn right, in which case do not issue a PCN.
2. Vehicle forced to stop in the junction due to the braking of traffic ahead, although the exit was clear at the time the vehicle entered the box junction.
3. Vehicles being used for Fire Brigade, Police or Ambulance Purposes.

Highway Code

Rules

Rule 174

Box junctions. These have criss-cross yellow lines painted on the road (see ‘Road markings’). You **MUST NOT** enter the box until your exit road or lane is clear. However, you may enter the box and wait when you want to turn right, and are only stopped from doing so by oncoming traffic, or by other vehicles waiting to turn right. At signalled roundabouts you **MUST NOT** enter the box unless you can cross over it completely without stopping.

PENALTY CHARGES

The current Penalty Charge is £130, reduced to £65 if payment is received within 14 days. The type of offences which might incur a Penalty Charge are, for example, if the driver is caught on camera entering and stopping in a Box Junction, or causing an obstruction to other vehicles.

Remember, whilst the Council tries to be helpful, to provide safe street, and a fast and efficient traffic flow, the responsibility is on the driver to make sure that he or she is driving correctly and does not obstruct the Box Junction.

Penalty Charge Notice for BOX JUNCTION Contravention.

A Penalty Charge Notice is only issued if the camera has recorded an offence being committed.

Once a ticket has been issued it will run the following course:

- **The Penalty Charge Notice (“ticket”) is issued**

The name and address of the registered keeper has been obtained from the DVLA (failure to inform the DVLA of any changes concerning the vehicles ownership or registered address could result in a fine). The ticket is issued at £130 but get a discount period of 14 days from date of issue to pay the discounted rate of £65. Once the 14th day is up the ticket reverts back to the full amount and will not go back to the discounted rate again. The PCN can be formally contested (representation) at this stage. If received within 14 days, the representation will be consider at the discounted amount. The keeper will have until the 28th day from the ticket date before the next stage.

If Notice of Rejection is served, the registered keeper would have the opportunity to take their case to the independent Adjudicator at London Tribunals. A copy of this appeal form is provided with each notice.

Failure to act on the PCN within 28 days of it being served will result in the automatic increase of the fine to £195 and a forfeiture of their right to appeal.

- **The Charge Certificate is issued**

A Charge Certificate will be sent out requiring the keeper to pay the Council £195 within 14 days. Failure to do so will result in the ticket proceeding to the next stage. There is a debt registration charge of £8, for debts registered with the Traffic Enforcement Centre (TEC), Northampton County Court.

- **The Order of Recovery is issued**

By now the keeper is at the last stage before the bailiffs are called in. They now have two options, and can still pay the Council an increased rate of £203 or can file a Statutory Declaration form. You can do this on three grounds only:

- I did not receive the penalty charge notice
- I made representations about the penalty charge to the Charging Authority concerned, within 28 days of the service of the Penalty Charge Notice, but did not receive a rejection notice.
- I appealed to an adjudicator against the Charging Authority's decision to reject my representation, within 28 days of service of the Rejection notice, but have either:
 - Had no response to the appeal, or
 - The appeal had not been determined by the time that the charge certificate had been served, or
 - The appeal was determined in my favour.
- The penalty charge has been paid in full.

If the keeper decides that they wish to file a Statutory Declaration they need to take it to a local Magistrates Court or Solicitor to get it sworn, signed and stamped before sending it to the Traffic Enforcement Centre at the Northampton County Court. False declarations are considered a criminal offence and could result in a fine or prison sentence. If your declaration is accepted the ticket will revert back to the “declared” stage. Failure to act on the Order of Recovery within 21 days will result in the final stage being enforced.

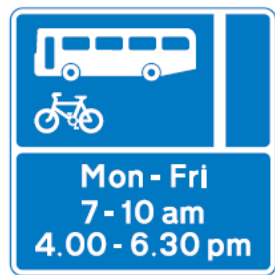
- **The Warrant of Execution**

If they do not pay the debt or make a Statutory Declaration within 21 days, the Council may apply to the court for a Warrant of Execution. This authorises the Council to recover the unpaid penalties using bailiffs. They will be informed that the debt has been passed to the Bailiffs for collection. Bailiff fees are incurred from this time. The keeper cannot pay the Council at this point, their options are to either pay the bailiffs or file a Late Statutory Declaration, by contacting the Northampton County Court and asking them to send you a form or downloading form the Traffic Enforcement Centre website. If the Late Statutory Declaration is accepted the Council will recall the Warrant of Execution and the ticket will revert back to the “declared” stage. If they fail to respond to the options the bailiff costs will increase and they will be forced to remove the car to recoup the debt and their costs.

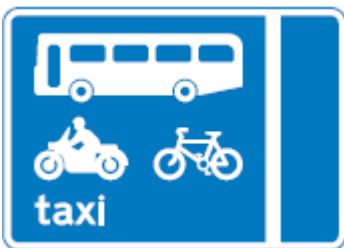
BUS LANES



With-flow bus lane ahead which pedal cycle and taxis may also use



With-flow bus and pedal cycle lane sign showing hours of operation



With-flow bus lane which solo motor cycles, pedal cycles and taxis may also use .



End of bus lane



Bus Lane at junction ahead



Bus Lane Road Marking

ENFORCEMENT

Throughout the London Borough of Barnet there are areas of the road which are designated as Bus Lanes. These are placed to help provide a fast and efficient bus service throughout the Borough for the mass movement of people.

The Bus Lanes are enforced by cameras that record vehicles entering the designated lanes during the hours of operation. All the cameras operate within the guide lines laid down by Transport for London.

Restrictions.

Only the following vehicle are permitted within a Bus Lane, during the prescribed hours –
Mondays to Saturday 7am - 10am and 4pm to 7pm
Bus, Taxi (Hackney Carriage), Pedal cycle, Dial-a-ride bus

Highway Code

Rule 141

Bus lanes. These are shown by road markings and signs that indicate which (if any) other vehicles are permitted to use the bus lane. Unless otherwise indicated, you should not drive in a bus lane during its period of operation. You may enter a bus lane to stop, to load or unload where this is not prohibited.

PENALTY CHARGES

The current Penalty Charge is £130, reduced to £65 if payment is received within 14 days. The type of offences which might incur a Penalty Charge are, for example, if they are caught on camera driving down or entering a bus lane at any point along the marked route.

Remember, whilst the Council tries to be helpful, to provide safe street, and a fast and efficient bus service, the responsibility is on the driver to make sure that he or she is driving correctly and not obstructing the bus lane in any way during operational hours.

Penalty Charge Notice - BUS LANE Contravention

A Penalty Charge Notice is only issued if the camera has recorded an offence being committed.

Once a ticket has been issued it will run the following course:

- **The Penalty Charge Notice (“ticket”) is issued**

The name and address of the registered keeper has been obtained from the DVLA (failure to inform the DVLA of any changes concerning the vehicles ownership or registered address could result in a fine). The ticket is issued at £130 but get a discount period of 14 days from date of issue to pay the discounted rate of £65. Once the 14th day is up the ticket reverts back to the full amount and will not go back to the discounted rate again. The PCN can have an informal representation made at this stage and if received within 14 days of service, will be considered at the discounted amount. They have until the 28th day from the ticket date before the next stage.

- **The Enforcement Notice (“EN”) is issued**

Failure to pay the parking ticket within 28 days will result in the Council sending out an EN as a reminder that an offence has been committed and that a charge is outstanding. At this time they are given the right to either pay the penalty or appeal the ticket by making a written representation to the Council. They will be informed by letter of any decision made concerning their representation. Failure to act on the EN within 28 days of it being sent out will result in the automatic increase of the fine to £195 and a forfeiture of your right to appeal.

If Notice of Rejection is served, the registered keeper would have the opportunity to take their case to the independent Adjudicator at London Tribunals. A copy of this appeal form is provided with each notice.

- **The Charge Certificate is issued**

A Charge Certificate will be sent out requiring the keeper to pay the Council £195 within 14 days. Failure to do so will result in the ticket proceeding to the next stage. There is a debt registration charge of £8, for debts registered with the Traffic Enforcement Centre (TEC), Northampton County Court.

- **The Order of Recovery is issued**

By now the keeper is at the last stage before the bailiffs are called in. They now have two options, and can still pay the Council an increased rate of £203 or can file a Statutory Declaration form. You can do this on four grounds only:

- I did not receive the penalty charge notice
- I made representations about the penalty charge to the Charging Authority concerned, within 28 days of the service of the Penalty Charge Notice, but did not receive a rejection notice.
- I appealed to an adjudicator against the Charging Authority's decision to reject my representation, within 28 days of service of the Rejection notice, but have either:
 - Had no response to the appeal, or
 - The appeal had not been determined by the time that the charge certificate had been served, or
 - The appeal was determined in my favour.
- The penalty charge has been paid in full.

If the keeper decides that they wish to file a Statutory Declaration they need to take it to a local Magistrates Court or Solicitor to get it sworn, signed and stamped before sending it to the Traffic Enforcement Centre at the Northampton County Court. False declarations are considered a criminal offence and could result in a fine or prison sentence. If your declaration is accepted the ticket will revert back to the “declared” stage. Failure to act on the Order of Recovery within 21 days will result in the final stage being enforced.

- **The Warrant of Execution**

If they do not pay the debt or make a Statutory Declaration within 21 days, the Council may apply to the court for a Warrant of Execution. This authorises the Council to recover the unpaid penalties using Enforcement Agents (bailiffs). They will be informed that the debt has been passed to the Enforcement Agents for collection. Enforcement Agents fees are incurred from this time. The keeper cannot pay the Council at this point, their options are to either pay the Enforcement Agents or file a Late Statutory Declaration, by contacting the Northampton County Court and asking them to send you a form or downloading form the Traffic Enforcement Centre website. If the Late Statutory Declaration is accepted the Council will recall the Warrant of Execution and the ticket will revert back to the “declared” stage. If they fail to respond to the options the Enforcement Agents costs will increase and they will be forced to remove the car to recoup the debt and their costs.

BUS LANE CAMERA LOCATION

The London Borough of Barnet operate and process Bus Lane contraventions, using fixed cameras. Below you will find listed the location of the fixed cameras within the London Borough of Barnet that are operated/processed by the Council.

Bus Lane/Road Name	ICES description	Camera	Side	Direction
Burnt Oak Broadway HA8 (188 Lloyds Motor Spares to Maplin Electronics) HA8	A5 BURNT OAK BROADWAY/ S/SIDE OF J/W BARNFIELD RD (HA8)	U9	North East Side	South Eastwards
Cricklewood Broadway NW2 Outside Tesco Express/Travelodge	A5 CRICKLEWOOD BROADWAY /JUNC/W DEPOT APPROACH NW2	U1	North East Side	Eastwards
Edgware Rd/The Hyde NW9 (Kwik Fit)	A5 THE HYDE / 40M NTH OF COLINDALE AVENUE NW9	U8	North East Side	South Eastwards
Edgware Road/Cricklewood Broadway NW2 (outside Time Guard/Lidl)	A5 EDGWARE ROAD / CRICKLEWOOD BROADWAY O/S NO. 400 (NW2)	U2	North East Side	South Eastwards
The Hyde / West Hendon Broadway NW9 (Sainsbury's)	THE HYDE/WEST HENDON BROADWAY (NW9)	U5	North East Side	South Eastwards
The Hyde NW9, junction of Rushgrove Avenue NW9 (Outside Lexus Dealership to Volvo Dealership and Opposite Volkswagan Dealership)	A5 THE HYDE / SOUTHSIDE OF J/W RUSHGROVE AVENUE (NW9)	U7	North East Side	South Eastwards
The Hyde/Edgware Road NW9 (Jemca Suzuki)	A5 THE HYDE/ 20M NORTH OF J/W HYDE ESTATE ROAD NW9	U6	North East Side	South Eastwards
West Hendon Broadway NW9 between Cool Oak Lane 131 and 193 West Hendon Broadway (Fruit Stall Store)	W HENDON BWAY J/W MILTON RD/40M NTH OF STANELY RD (NW9)	U3	South West Side	South Eastwards
West Hendon Broadway NW9 between Herbert Road and Station Road (Outside Coffee Shop and 240 North London Tec	WEST HENDON BROADWAY OPPOSITE TELFORD ROAD NW9	U4	North East Side	South Eastwards

J/W - Junction With

OPP - Opposite

O/S - Outside

MOVING TRAFFIC

ENFORCEMENT

Throughout the London Borough of Barnet there are areas of the road, which have various restrictions that a driver should adhere to and not undertake a prohibited manoeuvre. These include no Stopped in a restricted area outside a school (School Keep Clear - No stopped outside a school or keep clear area during restricted hours), no entry (to stop vehicles travelling against the flow of traffic), banned turn (control traffic flow), direction of travel which a driver should take (keep control traffic flowing in a prescribed manor) and weight restriction (to restrict heavy goods vehicles proceeding through residential areas and narrow streets).

Moving Traffic contraventions (as outlined above) are enforced by cameras that record vehicles entering the designated area or undertaking a restricted manoeuvre and operational 24 hours a day seven days a week. All the cameras operate within the guide lines laid down by Transport for Transport.

STOPPED IN A RESTRICTED AREA OUTSIDE A SCHOOL

Stopping outside a school is prohibited during prescribed hours. These are around the start and end of the school day and may include lunch time breaks. Signage adjacent to the School keep clear roads markings, define times that the restriction applies. The restriction is not term based, as schools can operate out of school clubs, holiday clubs and other activities. It should be noted that some locations also have a yellow line restriction, which may operate at different prescribed hours (i.e. CPZ operation times), to that of the school restriction times. Please note, yellow line restrictions are enforced by Civil Enforcement Officers and not by CCTV.



Part of the carriageway outside a school entrance vehicles should not stop



Yellow zig-zag markings outside schools, hospitals or fire, police or ambulance stations indicate the length of road where drivers should not stop, not even to pick up or set down children or other passengers. Where there is an upright sign, there is a mandatory prohibition of stopping during the times shown. These markings are provided outside schools to ensure that children can see and be seen clearly when crossing the road.

Evidence of the contravention

Camera must record evidence of the arrival of the vehicle, the vehicles stopping onto the markings or area adjacent to markings and the subsequent actions of the driver.

At least two wheels of the vehicle (either front or rear or side on) must be stationary within the area of the restrictions to be perceived as a contravention.

Observation times for contravention: Instant contravention once vehicle stationary.

Exemptions

1. Vehicle may be delayed by oncoming traffic, in which case do not issue a PCN.
2. Vehicles being used for Fire Brigade, Police or Ambulance Purposes.
3. Vehicle stop outside prescribed times where a sign describes times of control

Highway Code

Rule 238

You **MUST NOT** wait or park on yellow lines during the times of operation shown on nearby time plates (or zone entry signs if in a Controlled Parking Zone) – download ‘Traffic signs’ and ‘Road markings’. Double yellow lines indicate a prohibition of waiting at any time even if there are no upright signs. You **MUST NOT** wait or park, or stop to set down and pick up passengers, on school entrance markings when upright signs indicate a prohibition of stopping.

Law RTRA sects 5 & 8

Rule 243


DO NOT stop or park:

- near a school entrance

FAILING TO DRIVE IN THE DIRECTION SHOWN BY THE ARROW ON THE BLUE SIGN.

Evidence of contravention - Proceeding in the wrong direction

Vehicular traffic must proceed in the direction indicated by the arrow



Evidence of contravention - Turning in the wrong direction

Vehicular traffic must turn ahead in the direction indicated by the arrow (left or right)



Evidence of contravention - Turning in the wrong direction

Vehicular traffic must turn ahead in the direction indicated by the arrow (left or right).



Evidence of the contravention - Camera must have recorded evidence of the vehicle, approaching the sign, failing to comply with the directional instruction and continuing past the sign.

Observation times for contravention: Instant contravention once vehicle passes the restriction sign.

Exemptions

1. Any vehicle that has been requested to detour under the instruction of a Police Officer or temporary redirection due to emergency works.
2. Vehicles being used for Fire Brigade, Police or Ambulance Purposes.

FAILING TO GIVE WAY TO ONCOMING VEHICLES

Priority must be given to vehicles from the opposite direction



Evidence of the contravention.

Camera must record evidence of the vehicle, approaching the sign, failing to comply with the instruction and continuing past the sign/road markings and causing on coming vehicles to stop.

Observation times for contravention: Instant contravention once evidence is collected and vehicle passes through the junction.

Highway Code

Rules **153**

When you approach these features reduce your speed. Allow cyclists and motorcyclists room to pass through them. Maintain a reduced speed along the whole of the stretch of road within the calming measures. Give way to oncoming road users if directed to do so by signs.

Exemptions

1. Any vehicle that has been requested to detour under the instruction of a Police officer or temporary redirection due to emergency works.
2. Vehicles being used Fire Brigade, Police or Ambulance Purposes.

FAILING TO COMPLY WITH A SIGN INDICATING THAT VEHICULAR TRAFFIC MUST PASS TO THE SPECIFIC SIDE OF THE SIGN.

Vehicular traffic must pass to the left of the sign (to the right of the sign if the arrow is pointing downwards to the right)



Evidence of the contravention

Camera must have recorded evidence of the vehicle, approaching the sign, failing to comply with the directional instruction and continuing past the sign.

Observation times for contravention: Instant contravention once vehicle passes the restriction sign.

Exemptions:

- 1. Any vehicle that has been requested to detour under the instruction of a Police Officer or temporary redirection due to emergency works.
- 2. Vehicles being used for Fire Brigade, Police or Ambulance Purposes.

PERFORMING A PROHIBITED TURN

No right turn for vehicular traffic



No left turn for vehicular traffic



No U turns for vehicular traffic



Evidence of the contravention

Camera must record evidence of the vehicle, approaching the sign, failing to comply with the instruction and continuing past the prohibition.

Observation times for contravention: Instant contravention once vehicle passes the restriction sign.

Exemptions

1. Any vehicle that has been requested to detour under the instruction of a Police officer or temporary redirection due to emergency works.
2. Vehicles being used for Vehicle being for Fire Brigade, Police or Ambulance Purposes.

FAILING TO COMPLY WITH A NO ENTRY SIGN

No entry for vehicular traffic



Evidence of the contravention

Camera must record evidence of the vehicle, approaching the sign, failing to comply with the instruction and continuing past the sign.

Observation times for contravention: Instant contravention once vehicle passes the restriction sign.

Highway Code Rules/Advice

No entry for vehicular traffic, including pedal cycles (usually indicates the end of a one-way road where all traffic is travelling in the other direction).

Exemptions

1. Any vehicle that has been requested to detour under the instruction of a Police officer or temporary redirection due to emergency works.
2. Vehicles being used Fire Brigade, Police or Ambulance Purposes.
3. Additional signage states some vehicle types of exemption.

Additional information:

- ☐ All clips must have both context view of contravention and close up of VRM to be able progress case.
- ☐ All review should be completed in a timely manner (best practice is within 7 Days) to ensure that the registered keeper is made aware of the contravention at the earliest opportunity (Guidance states PCN should be posted no later than 28 days from the date of the alleged contravention unless keeper details have not been received from DVLA).

FAILING TO COMPLY WITH A PROHIBITION ON CERTAIN TYPES OF VEHICLE

Motor vehicle prohibited



Motor vehicles except solo motorcycles prohibited




Solo motorcycles prohibited



Goods vehicles exceeding the maximum gross weight indicated on the goods vehicle symbol prohibited



All vehicles prohibited except non-mechanically propelled vehicles being pushed by pedestrians



Evidence of the contravention

Camera must record evidence of the vehicle, approaching the sign, failing to comply with the instruction and continuing past the sign.

Observation times for contravention: Instant contravention once vehicle passes the restriction sign.

Exemptions

1. Any vehicle that has been requested to detour under the instruction of a Police officer or temporary redirection due to emergency works.
2. Vehicles being used for Fire Brigade, Police or Ambulance Purposes.

PENALTY CHARGES

The current Penalty Charge is £130, reduced to £65 if payment is received within 14 days. The type of offences which might incur a Penalty Charge are, for example, if the driver is caught on camera entering and stopping in a Box Junction, or causing an obstruction to other vehicles.

Remember, whilst the Council tries to be helpful, to provide safe street, and a fast and efficient traffic flow, the responsibility is on the driver to make sure that he or she is driving correctly and does not obstruct the Box Junction.

Penalty Charge Notice for MOVING TRAFFIC Contravention.

A Penalty Charge Notice is only issued if the camera has recorded an offence being committed.

Once a ticket has been issued it will run the following course:

- **The Penalty Charge Notice (“ticket”) is issued**

The name and address of the registered keeper has been obtained from the DVLA (failure to inform the DVLA of any changes concerning the vehicles ownership or registered address could result in a fine). The ticket is issued at £130 but get a discount period of 14 days from date of issue to pay the discounted rate of £65. Once the 14th day is up the ticket reverts back to the full amount and will not go back to the discounted rate again. The PCN can be formally contested (representation) at this stage. If received within 14 days, the representation will be considered at the discounted amount. The keeper will have until the 28th day from the ticket date before the next stage.

If Notice of Rejection is served, the registered keeper would have the opportunity to take their case to the independent Adjudicator at London Tribunals. A copy of this appeal form is provided with each notice.

Failure to act on the PCN within 28 days of it being served will result in the automatic increase of the fine to £195 and a forfeiture of their right to appeal.

- **The Charge Certificate is issued**

A Charge Certificate will be sent out requiring the keeper to pay the Council £195 within 14 days. Failure to do so will result in the ticket proceeding to the next stage. There is a debt registration charge of £8, for debts registered with the Traffic Enforcement Centre (TEC), Northampton County Court.

- **The Order of Recovery is issued**

By now the keeper is at the last stage before the bailiffs are called in. They now have two options, and can still pay the Council an increased rate of £203 or can file a Statutory Declaration form. You can do this on four grounds only:

- You did not receive the Penalty Charge Notice;
- You made representation to the Council but did not receive a reply; or
- You made appeals to the parking adjudicator but did not receive a response.
- Made Payment

If the keeper decides that they wish to file a Statutory Declaration they need to take it to a local Magistrates Court or Solicitor to get it sworn, signed and stamped before sending it to the Traffic Enforcement Centre at the Northampton County Court. False declarations are considered a criminal offence and could result in a fine or prison sentence. If your declaration is accepted the ticket will revert back to the “declared” stage. Failure to act on the Order of Recovery within 21 days will result in the final stage being enforced.

- **The Warrant of Execution**

If they do not pay the debt or make a Statutory Declaration within 21 days, the Council may apply to the court for a Warrant of Execution. This authorises the Council to recover the unpaid penalties using Enforcement Agents (bailiffs). They will be informed that the debt has been passed to the Enforcement Agents for collection. Enforcement Agents fees are incurred from this time. The keeper cannot pay the Council at this point, their options are to either pay the Enforcement Agents or file a Late Statutory Declaration, by contacting the Northampton County Court and asking them to send you a form or downloading form the Traffic Enforcement Centre website. If the Late Statutory Declaration is accepted the Council will recall the Warrant of Execution and the ticket will revert back to the “declared” stage. If they fail to respond to the options the Enforcement Agents costs will increase and they will be forced to remove the car to recoup the debt and their costs.

ENFORCEMENT AGENTS - BAILIFFS

If the keeper has failed to pay a charge and the ticket has progressed up to the Warrant of Execution stage, the Penalty Charge Notice (PCN) is passed from the Council to a bailiff company to secure payment of the debt.

The bailiff will first write informing them that the debt has been passed to them (once they start to contact the registered keeper of the vehicle they will apply their costs on top of the original penalty). If they fail to respond the bailiff will write again and if a response is still not forthcoming, a letter of intent will be hand delivered.

Failure still to respond will result in the bailiff company clamping and then removing the vehicle (each time they are adding additional charges that the registered keeper of the vehicle is responsible for). Once taken away the vehicle is held for a period of time, if no payment is received it will be sold at auction. If the vehicle fails to make the value of the outstanding fine the bailiff could then apply for a Seizure of Goods Order (this document is hand delivered so that it cannot be claimed that the order was not served), to remove goods from the property to cover the outstanding balance of the fine. These are then sold at auction.

Bailiff charges are set in legislation.

Registration charge £75.

Enforcement charge £235.

Removal charge £110

Storage charge (as per Enforcement Agent).

Bailiff Companies – used by the London Borough of Barnet

- Marstons
- Task

THE VEHICLE HAS BEEN SOLD

If the vehicle has been sold before the Warrant of Execution is served the bailiff company can apply for a Seizure of Goods Order (this is hand delivered so that it cannot be claimed that the order was not served), from the court to retrieve payment of the debt and additional charges.

THE KEEPER HAS MOVED ADDRESS

If the keeper has moved the bailiff company will attempt to trace the registered keeper of the vehicle, to secure payment of the debt. As the registered keeper should have informed the DVLA of the change of address. The registered keeper is responsible for any charges from the start of proceedings, and could have the vehicle or goods seized once a notice of seizure has been served (this is hand delivered so that it cannot be claimed that the order was not served).

STATUTORY DECLARATION

The keeper has the right to make a Late Statutory Declaration on one of four grounds, which are:

- I did not receive the penalty charge notice
- I made representations about the penalty charge to the Charging Authority concerned, within 28 days of the service of the Penalty Charge Notice, but did not receive a rejection notice.
- I appealed to an adjudicator against the Charging Authority's decision to reject my representation, within 28 days of service of the Rejection notice, but have either:
 - Had no response to the appeal, or
 - The appeal had not been determined by the time that the charge certificate had been served, or
 - The appeal was determined in my favour.
- The penalty charge has been paid in full.

They would need to contact the Northampton County Court, Traffic Enforcement Centre to obtain a Late Statutory Declaration form. They can either be obtained on line or sent via the post.

If they decide that they wish to file a Late Statutory Declaration the keeper needs to take it to a local Magistrates Court to get it sworn or solicitor (who may charge), signed and stamped before sending it to the Traffic Enforcement Centre at the Northampton County Court. False declarations are considered a criminal offence and could result in a fine or prison sentence. If the Late Statutory Declaration is accepted the Council will recall the Warrant of Execution and the ticket will revert back to the “declared” stage.

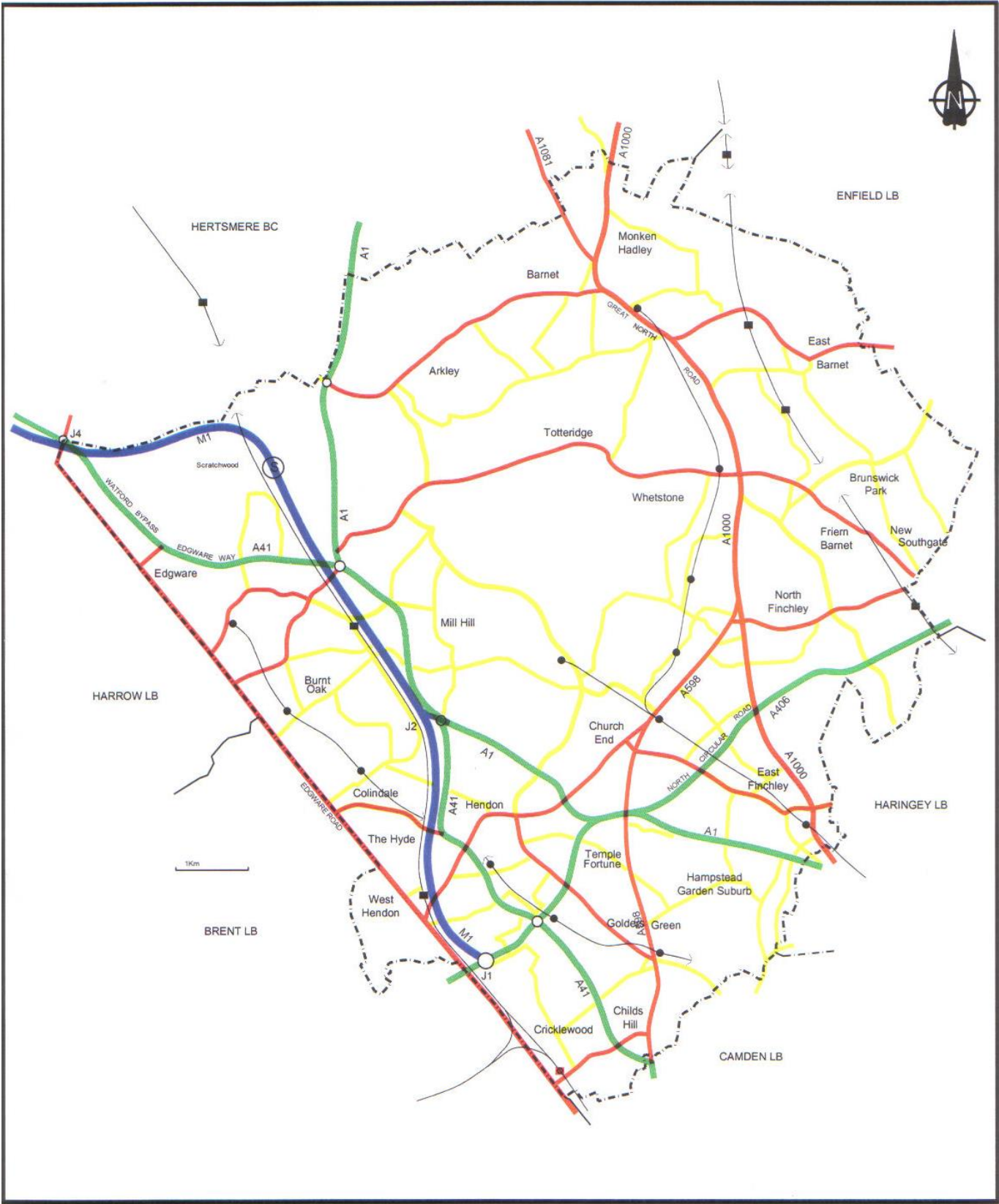
The ticket will NOT be put on hold while a Late Statutory Declaration is being made.

Please note: Filing a Late Statutory Declaration does not cancel the ticket.

Once the Warrant Of Execution is served, the debt is no longer the responsibility of the Council to collect and payment should be made to the relevant Enforcement agency. The registered keeper of the vehicle (at the time of the contravention is responsible for payment of the debt and bailiff fees. These fees are in addition to the debt and the Council bears no responsibility for the amounts that are charged.

NEIGHBOURING BOROUGHES

Guide to neighbouring councils to the London Borough of Barnet.



PAY BY PHONE LOCATIONS.
London Borough of Barnet Location



Location Number	Location Zone	On or Off street	Location Name	Location Address	Location Chargeable Hours
7521		Off	Lodge Lane		Mon - Sat 8:00-18:30
7522		Off	Stapleton		Mon - Sat 8:00-18:30
7523		Off	Bunns Lane		Mon - Sat 8:00-18:30
7524		Off	Watling Avenue		Mon - Fri 9:00 - 17:30
7526		Off	Fitzjohn Avenue		Mon - Sat 8:00-18:30
7527		Off	Moxon Street		Mon - Sat 8:00-18:30
7528		Off	Stanhope Road		Mon - Sat 8:00-17:00
7529		Off	Stanhope Road		Mon - Sat 8:00-17:00
7530		Off	Castle Road		Mon - Sat 8:00-17:00
7531		Off	The Burroughs Gardens		Mon - Sat 9:00-17:30
7532		Off	East Barnet Road North		Mon - Fri 9:00-17:00
7533		Off	East Barnet Road South		Mon - Fri 9:00-17:00
7534		Off	Woodhouse Road		Mon - Sat 8:00-18:30
79459		Off	Warner Close Car Park		Mon-Sat 9:00-17:00
5698	Zone BX	On	Golders Green Road	Brent Cross	Mon - Sun 9:00-17:30
5699	Zone BX	On	Golders Green Road	Brent Cross	Mon - Sun 9:00-17:30
5700	Zone BX	On	Golders Green Road	Brent Cross	Mon - Sun 9:00-17:30
5754	Zone BX	On	Golders Green Road	Brent Cross	Mon - Sun 9:00-17:30
5787	Zone BX	On	Golders Green Road	Brent Cross	Mon - Sun 9:00-17:30
5788	Zone BX	On	Golders Green Road	Brent Cross	Mon - Sun 9:00-17:30
5789	Zone J	On	Hale Lane	Edgeware	Mon - Sat 8:00-18:30
5790	Zone J	On	Hale Lane	Edgeware	Mon - Sat 8:00-18:30
5791	Zone J	On	Hale Lane	Edgeware	Mon - Sat 8:00-18:30
5792	Zone J	On	Hale Lane	Edgeware	Mon - Sat 8:00-18:30
5793	Zone J	On	Hale Lane	Edgeware	Mon - Sat 8:00-18:30
5794	Zone J	On	Penhurst Gardens	Edgeware	Mon - Sat 8:00-18:30
5795	Zone J	On	Edgewarebury Lane	Edgeware	Mon - Sat 8:00-18:30
5796	Zone J	On	Edgewarebury Lane	Edgeware	Mon - Sat 8:00-18:30
5797	Zone J	On	The Drive (RP)	Edgeware	Mon - Sat 8:00-18:30
5798	Zone J	On	Mowbray Road	Edgeware	Mon - Fri 9:30-17:30
5799	Zone C1	On	Cricklewood Lane	Cricklewood	Mon - Sat 9:00-17:30
5802	Zone C1	On	Cricklewood Lane	Cricklewood	Mon - Sat 9:00-17:30
5803	Zone CT	On	Cricklewood Lane	Cricklewood	Mon - Sat 9:00-17:30
5804	Zone CT	On	Cricklewood Lane	Cricklewood	Mon - Sat 9:00-17:30
5805	Zone C1	On	Finchley Road	Cricklewood	Mon - Sat 10:00-17:30

5806	Zone C1	On	Finchley Road	Cricklewood	Mon - Sat 10:00-17:30
5807	Zone C1	On	Finchley Road	Cricklewood	Mon - Fri 9:00-16:00
5808	Zone C1	On	Finchley Road	Cricklewood	Mon - Fri 9:00-16:00
5809	Zone C1	On	Claremont Road	Cricklewood	Mon - Sat 9:00-17:30
5810	Zone C1	On	Somerton Road	Cricklewood	Mon - Sat 9:00-17:30
5811	Zone C1	On	Somerton Road	Cricklewood	Mon - Sat 9:00-17:30
5812	Zone C1	On	Thorverton Road	Cricklewood	Mon - Sat 9:00-17:30
5813	Zone C1	On	Hermitage Lane	Cricklewood	Mon - Sat 9:00-17:30
5814	Zone C1	On	Church Walk	Cricklewood	Mon - Sat 9:00-17:30
5815	Zone M	On	East Finchley High Road	East Finchley	Mon - Sat 8:00-18:30
5816	Zone M	On	East Finchley High Road	East Finchley	Mon - Sat 8:00-18:30
5817	Zone M	On	East Finchley High Road	East Finchley	Mon - Sat 8:00-18:30
5818	Zone M	On	East Finchley High Road	East Finchley	Mon - Sat 8:00-18:30
5819	Zone M	On	East Finchley High Road	East Finchley	Mon - Sat 8:00-18:30
5820	Zone M	On	East Finchley High Road	East Finchley	Mon - Sat 8:00-18:30
5821	Zone M	On	East Finchley High Road	East Finchley	Mon - Sat 8:00-18:30
5822	Zone M	On	East Finchley High Road	East Finchley	Mon - Sat 8:00-18:30
5823	Zone J	On	Station Road	Edgware	Mon - Sat 8:00-18:30
5824	Zone J	On	Station Road	Edgware	Mon - Sat 8:00-18:30
5825	Zone J	On	Station Road	Edgware	Mon - Sat 8:00-18:30
5826	Zone J	On	Station Road	Edgware	Mon - Sat 8:00-18:30
5827	Zone J	On	Station Road	Edgware	Mon - Sat 8:00-18:30
5828	Zone J	On	Station Road	Edgware	Mon - Sat 8:00-18:30
5829	Zone J	On	Manor Park Crescent	Edgware	Mon - Sat 8:00-18:30
5830	Zone J	On	Manor Park Crescent	Edgware	Mon - Sat 8:00-18:30
5831	Zone J	On	Edgware Road	Edgware	Mon - Sat 8:00-18:30
5832	Zone J	On	Edgware Road	Edgware	Mon - Sat 8:00-18:30
5833	Zone J	On	Edgware Road	Edgware	Mon - Sat 8:00-18:30
5834	Zone J	On	Mowbray Parade	Edgware	Mon - Fri 9:30-17:30
5835	Zone J	On	Mowbray Parade	Edgware	Mon - Fri 9:30-17:30
5836	Zone CW	On	Yew Grove	Cricklewood	Mon - Fri 9:00 - 17:30
5837	Zone CW	On	Ash Grove	Cricklewood	Mon - Fri 9:00 - 17:30
5838	Zone CT	On	Kara Way	Cricklewood	Mon - Fri 9:00 - 17:30
5839	Zone BX	On	Beverley Gardens	Brent Cross	Mon - Fri 9:00 - 17:30
5840	Zone BX	On	Highfield Avenue	Brent Cross	Mon - Fri 9:00 - 17:30
5841	Zone BX	On	Heathfield Gardens	Brent Cross	Mon - Fri 9:00 - 17:30
5842	Zone BX	On	Western Avenue	Brent Cross	Mon - Fri 9:00 - 17:30
5843	Zone BX	On	St Marys Road	Brent Cross	Mon - Fri 9:00 - 17:30
5844	Zone BX	On	Limes Avenue	Brent Cross	Mon - Fri 9:00 - 17:30
5845	Zone BX	On	Limes Avenue	Brent Cross	Mon - Fri 9:00 - 17:30
5846	Zone BX	On	Russell Gardens	Brent Cross	Mon - Fri 9:00 - 17:30
5847	Zone BX	On	Alba Gardens	Brent Cross	Mon - Fri 9:00 - 17:30
5848	Zone BX	On	Alba Gardens	Brent Cross	Mon - Fri 9:00 - 17:30
5849	Zone BX	On	Highfield Gardens	Brent Cross	Mon - Fri 9:00 - 17:30
5850	Zone BX	On	Golders Manor Drive	Brent Cross	Mon - Fri 9:00 - 17:30
5851	Zone BX	On	Highfield Avenue	Brent Cross	Mon - Fri 9:00 - 17:30
5852	Zone BX	On	Highfield Avenue	Brent Cross	Mon - Fri 9:00 - 17:30
5853	Zone C1	On	Dersingham Road	Brent Cross	Mon - Fri 9:00 - 17:30
5854	Zone BX	On	Golders Green Road	Brent Cross	Mon - Sun 9:00-17:30

5855	Zone BX	On	Golders Green Road	Brent Cross	Mon - Sun 9:00-17:30
5856	Zone BX	On	Golders Manor Drive	Brent Cross	Mon - Sun 9:00-17:30
5857	Zone BX	On	Princes Park Avenue	Brent Cross	Mon - Sun 9:00-17:30
5858	Zone BX	On	Alba Gardens	Brent Cross	Mon - Sun 9:00-17:30
5859	Zone BX	On	Russell Gardens	Brent Cross	Mon - Sun 9:00-17:30
5860	Zone BX	On	Beverley Gardens	Brent Cross	Mon - Sun 9:00-17:30
5863	Zone M	On	East Finchley High Road	East Finchley	Mon - Sat 8:00-18:30
5864	Zone M	On	East Finchley High Road	East Finchley	Mon - Sat 8:00-18:30
5865	Zone M	On	East Finchley High Road	East Finchley	Mon - Sat 8:00-18:30
5866	Zone M	On	East Finchley High Road	East Finchley	Mon - Sat 8:00-18:30
5867	Zone M	On	Fairlawn Avenue	East Finchley	Mon - Sat 8:00-18:30
5868	Zone M	On	Fairlawn Avenue	East Finchley	Mon - Sat 8:00-18:30
5869	Zone M	On	Baronsmere Road	East Finchley	Mon - Sat 8:00-18:30
5870	Zone M	On	Bedford Avenue	East Finchley	Mon - Sat 8:00-18:30
5871	Zone M	On	Huntingdon Road N2	East Finchley	Mon - Sat 8:00-18:30
5872	Zone M	On	Leicester Road	East Finchley	Mon - Sat 8:00-18:30
5873	Zone M	On	Lincoln Road	East Finchley	Mon - Sat 8:00-18:30
5874	Zone G	On	North End Road	Golders Green	Mon - Fri 9:00-17:00
5875	Zone M	On	Cherry Tree Hill	East Finchley	Mon - Sat 8:00-18:30
5876	Zone M	On	Cherry Tree Hill	East Finchley	Mon - Sat 8:00-18:30
5877	Zone M	On	The Bishops Avenue	East Finchley	Mon - Sat 8:00-18:30
5878	Zone G	On	Golders Green Road	Golders Green	Mon - Sat 9:00-17:30 Sun 9:30-17:30
5879	Zone G	On	Golders Green Road	Golders Green	Mon - Sat 9:00-17:30 Sun 9:30-17:30
5880	Zone G	On	Golders Green Road	Golders Green	Mon - Sat 9:00-17:30 Sun 9:30-17:30
5881	Zone G	On	Golders Green Road	Golders Green	Mon - Sat 9:00-17:30 Sun 9:30-17:30
5882	Zone G	On	Golders Green Road	Golders Green	Mon - Sat 9:00-17:30 Sun 9:30-17:30
5883	Zone G	On	Golders Green Road	Golders Green	Mon - Sat 9:00-17:30 Sun 9:30-17:30
5884	Zone G	On	Golders Green Road	Golders Green	Mon - Sat 9:00-17:30 Sun 9:30-17:30
5885	Zone G	On	Golders Green Road	Golders Green	Mon - Sat 9:00-17:30 Sun 9:30-17:30
5886	Zone G	On	Golders Green Road	Golders Green	Mon - Sat 9:00-17:30 Sun 13:30-17:30
5887	Zone G	On	Hodford Road	Golders Green	Mon - Sat 9:00-17:30 Sun 9:30-17:30
5888	Zone G	On	The Ridings	Golders Green	Mon - Sat 9:00-17:30 Sun 9:30-17:30
5889	Zone G	On	West Heath Drive	Golders Green	Mon - Sat 8:00-18:30 Sun 9:30-18:30
5890	Zone G	On	Golders Gardens	Golders Green	Mon - Sat 8:00-18:30 Sun 9:30-18:30
5891	Zone G	On	Gainsborough Gardens	Golders Green	Mon - Sat 8:00-18:30 Sun 9:30-18:30

5892	Zone G	On	Woodstock Road	Golders Green	Mon - Sat 8:00-18:30 Sun 9:30-18:30
5893	Zone G	On	Woodstock Road	Golders Green	Mon - Sat 8:00-18:30 Sun 9:30-18:30
5894	Zone G	On	Golders Green Crescent	Golders Green	Mon - Sat 8:00-18:30 Sun 9:30-18:30
5895	Zone G	On	West Heath Avenue	Golders Green	Mon - Sat 8:00-18:30 Sun 9:30-18:30
5896	Zone G	On	West Heath Avenue	Golders Green	Mon - Sat 8:00-18:30 Sun 9:30-18:30
5897	Zone G	On	West Heath Road	Golders Green	Mon - Sat 8:00-18:30 Sun 9:30-18:30
5898	Zone G	On	West Heath Road	Golders Green	Mon - Sat 8:00-18:30 Sun 9:30-18:30
5899	Zone G	On	Ravenscroft Avenue	Golders Green	Mon - Sat 8:00-18:30 Sun 13:30-18:30
5900	Zone G	On	Powis Gardens	Golders Green	Mon - Sat 8:00-18:30 Sun 9:30-18:30
5903	Zone G	On	Hodford Road	Golders Green	Mon - Sat 8:00-18:30 Sun 13:30-18:30
5904	Zone G	On	Rodborough Road	Golders Green	Mon - Sat 8:00-18:30 Sun 13:30-18:30
5905	Zone G	On	North End Road	Golders Green	Mon - Sat 8:00-18:30 Sun 13:30-18:30
5906	Zone G	On	West Heath Avenue	Golders Green	Mon - Sat 8:00-18:30 Sun 13:30-18:30
5907	Zone WH	On	Borthwick Road	West Hendon	Mon - Sat 9:00-17:30
5908	Zone WH	On	Telford Road	West Hendon	Mon - Sat 9:00-17:30
5909	Zone WH	On	Marsh Drive	West Hendon	Mon - Sat 9:00-17:30
5924	Zone WH	On	Milton Road	West Hendon	Mon - Sat 9:00-17:30
5925	Zone WH	On	Stanley Road	West Hendon	Mon - Sat 9:00-17:30
5926	Zone WH	On	Herbert Road	West Hendon	Mon - Sat 9:00-17:30
5927	Zone WH	On	Herbert Road	West Hendon	Mon - Sat 9:00-17:30
5928	Zone WH	On	Brent View Road	West Hendon	Mon - Sat 9:00-17:30
5930	Zone WH	On	Algernon Road	West Hendon	Mon - Fri 8:00-19:00 Sat 8:00-14:00
5931	Zone WH	On	Algernon Road	West Hendon	Mon - Fri 9:00 - 17:30
5932	Zone WH	On	Algernon Road	West Hendon	Mon - Fri 8:00-19:00 Sat 8:00-14:00
5933	Zone WH	On	Montagu Road	West Hendon	Mon - Fri 8:00-19:00 Sat 8:00-14:00
5935	Zone WH	On	Wilberforce Road	West Hendon	Mon - Sat 9:00-17:30
5936	Zone WH	On	Wilberforce Road	West Hendon	Mon - Sat 9:00-17:30
5937	Zone WH	On	Station Road	West Hendon	Mon - Sat 9:00-17:30
5938	Zone FN	On	North Finchley High Road	North Finchley	Mon - Sat 8:00-18:30
5939	Zone FN	On	North Finchley High Road	North Finchley	Mon - Sat 8:00-18:30
5940	Zone FN	On	North Finchley High Road	North Finchley	Mon - Sat 8:00-18:30
5941	Zone FN	On	Ballards Lane	North Finchley	Mon - Sat 8:00-18:30
5942	Zone FN	On	North Finchley High Road	North Finchley	Mon - Sat 8:00-18:30
5943	Zone FN	On	North Finchley High Road	North Finchley	Mon - Sat 8:00-18:30

5944	Zone FN	On	North Finchley High Road	North Finchley	Mon - Sat 8:00-18:30
5945	Zone FN	On	North Finchley High Road	North Finchley	Mon - Sat 8:00-18:30
5946	Zone FN	On	Ballards Lane	North Finchley	Mon - Sat 8:00-18:30
5947	Zone FN	On	North Finchley High Road	North Finchley	Mon - Sat 8:00-18:30
5948	Zone FN	On	North Finchley High Road	North Finchley	Mon - Sat 8:00-18:30
5949	Zone FN	On	Britannia Road N12	Britannia Road N12	Mon - Sat 8:00-18:30
5950	Zone FN	On	North Finchley High Road	North Finchley	Mon - Sat 8:00-18:30
5951	Zone FN	On	North Finchley High Road	North Finchley	Mon - Sat 8:00-18:30
5952	Zone FN	On	North Finchley High Road	North Finchley	Mon - Sat 8:00-18:30
5953	Zone FN	On	North Finchley High Road	North Finchley	Mon - Sat 8:00-18:30
5954	Zone FN	On	North Finchley High Road	North Finchley	Mon - Sat 8:00-18:30
5955	Zone FN	On	Torrington Park	North Finchley	Mon - Sat 8:00-18:30
5956	Zone FN	On	Dale Grove	North Finchley	Mon-Sat 9:00-17:00
5957	Zone FN	On	Birbeck Road	North Finchley	Mon-Sat 9:00-17:00
5958	Zone FN	On	Avenue Road	North Finchley	Mon-Sat 9:00-17:00
5959	Zone FN	On	Torrington Park	North Finchley	Mon-Sat 9:00-17:00
5960	Zone FN	On	Stanhope Road	North Finchley	Mon-Sat 9:00-17:00
5961	Zone FN	On	Castle Road	North Finchley	Mon-Sat 9:00-17:00
5962	Zone FN	On	Woodside Park Road	North Finchley	Mon-Sat 9:00-17:00
5963	Zone FN	On	Percy Road	North Finchley	Mon-Sat 9:00-17:00
5964	Zone FN	On	Hall Street	North Finchley	Mon-Sat 9:00-17:00
5965	Zone FN	On	Nether Street	North Finchley	Mon-Sat 9:00-17:00
5966	Zone FN	On	Nether Street	North Finchley	Mon-Sat 9:00-17:00
5967	Zone FN	On	Rosemont Avenue	North Finchley	Mon-Sat 9:00-17:00
5968	Zone FN	On	Woodhouse Road	North Finchley	Mon-Sat 9:00-17:00
5969	Zone FN	On	Woodberry Grove	North Finchley	Mon-Sat 9:00-17:00
5970	Zone FN	On	Lambert Road	North Finchley	Mon-Sat 9:00-17:00
5971	Zone FN	On	Woodhouse Road	North Finchley	Mon-Sat 9:00-17:00
5972	Zone FN	On	Churchfield Avenue	North Finchley	Mon-Sat 9:00-17:00
5973	Zone FN	On	Hutton Grove	North Finchley	Mon-Sat 9:00-17:00
5974	Zone FN	On	Percy Road	North Finchley	Mon-Sat 9:00-17:00
5975	Zone FN	On	Gainsborough Road	North Finchley	Mon-Sat 9:00-17:00
5976	Zone FN	On	North Finchley High Road	North Finchley	Mon - Sat 8:00-18:30
5977	Zone FN	On	North Finchley High Road	North Finchley	Mon - Sat 8:00-18:30
5978	Zone FN	On	Woodberry Grove	North Finchley	Mon-Sat 9:00-17:00
5979	Zone FN	On	Dale Grove	North Finchley	Mon-Sat 9:00-17:00
5980	Zone FN	On	Nether Street	North Finchley	Mon-Sat 9:00-17:00
5981	Zone FN	On	Highwood Avenue	North Finchley	Mon-Sat 9:00-17:00
5982	Zone FN	On	Rosemont Avenue	North Finchley	Mon-Sat 9:00-17:00
5983	Zone FN	On	Gainsborough Road	North Finchley	Mon-Sat 9:00-17:00
5984	Zone FN	On	Gainsborough Road	North Finchley	Mon-Sat 9:00-17:00
5985	Zone FN	On	Stanhope Road	North Finchley	Mon-Sat 9:00-17:00
5986	Zone FN	On	Woodside Avenue	North Finchley	Mon-Sat 9:00-17:00
5987	Zone FN	On	Christchurch Avenue	North Finchley	Mon-Sat 9:00-17:00
5988	Zone FN	On	Christchurch Avenue	North Finchley	Mon-Sat 9:00-17:00
5989	Zone FN	On	Holden Avenue	North Finchley	Mon-Sat 9:00-17:00
5990	Zone FN	On	Holden Road	North Finchley	Mon-Sat 9:00-17:00
6009	Zone CE	On	Hendon Lane	Church End	Mon - Sat 8:00-18:30
6010	Zone CE	On	Hendon Lane	Church End	Mon - Sat 8:00-18:30

6011	Zone CE	On	Hendon Lane	Church End	Mon - Sat 8:00-18:30
6012	Zone CE	On	Hendon Avenue	Church End	Mon - Sat 8:00-18:30
6013	Zone CE	On	Dollis park	Church End	Mon - Sat 8:00-18:30
6014	Zone CE	On	Victoria Avenue	Church End	Mon - Sat 8:00-18:30
6015	Zone CE	On	Arcardia Avenue	Church End	Mon - Sat 8:00-18:30
6016	Zone CE	On	Arcardia Avenue	Church End	Mon - Sat 8:00-18:30
6017	Zone CE	On	Station Road	Church End	Mon - Sat 8:00-18:30
6018	Zone CE	On	Hervey Close	Church End	Mon - Sat 8:00-18:30
6019	Zone CE	On	Princes Avenue	Church End	Mon - Sat 8:00-18:30
6020	Zone CE	On	Claverley grove	Church End	Mon - Sat 8:00-18:30
6021	Zone CE	On	Long Lane	Church End	Mon - Sat 8:00-18:30
6022	Zone CE	On	Long Lane	Church End	Mon - Sat 8:00-18:30
6023	Zone CE	On	Falkland Avenue	Church End	Mon - Sat 8:00-18:30
6024	Zone CE	On	Regents Park Road	Church End	Mon - Sat 8:00-18:30
6039	Hampden Square	On	Hampden Square	Hampden Square	Mon - Sat 9:00 -18:00
6041	Zone CE	On	Regents Park Road	Regents Park Road	Mon - Sat 8:00-18:30
6042	Zone CE	On	Ballards Lane	Ballards Lane	Mon - Sat 8:00-18:30
6043	Zone CE	On	Ballards Lane	Ballards Lane	Mon - Sat 8:00-18:30
6044	Zone CE	On	Ballards Lane	Ballards Lane	Mon - Sat 8:00-18:30
6045	Zone CE	On	Ballards Lane	Ballards Lane	Mon - Sat 8:00-18:30
6046	Zone CE	On	Ballards Lane	Ballards Lane	Mon - Sat 8:00-18:30
6047	Zone CE	On	Ballards Lane	Ballards Lane	Mon - Sat 8:00-18:30
6048	Zone CE	On	Regents Park Road	Regents Park Road	Mon - Sat 8:00-18:30
6049	Zone CE	On	Ballards Lane	Ballards Lane	Mon - Sat 8:00-18:30
7546	Zone BX	On	Golders Green Road	Golders Green Road	Mon - Sat 9:00-17:30
7547	Zone BX	On	Sneath Road NW11	Sneath Road NW11	Mon - Fri 08:00 - 18:30
7757	Zone H	On	North End Road	North End Road	Mon - Fri 08:00 - 18:00
7758	Zone H	On	Portsdown Road	Portsdown Road	Mon - Fri 08:00 - 18:30
7759	Zone H	On	Templars Avenue	Templars Avenue	Mon - Fri 08:00 - 18:30
8392	Zone HC1	On	Brent Green	Brent Green	Mon - Fri 9:00 - 17:30
8393	Zone HC1	On	Elliot Road	Elliot Road	Mon - Fri 10:00 - 17:00
8394	Zone WH	On	Park Road	Park Road	Mon - Sat 9:00-17:30
8395	Zone WH	On	Faber Gardens	Faber Gardens	Mon - Sat 9:00-17:30
8396	Zone WH	On	Talbot Crescent	Talbot Crescent	Mon - Sat 9:00-17:30
8397	Zone E	On	Grenville Place	Grenville Place	Mon - Fri 08:00 - 18:30
8398	Zone J	On	Edgwarebury Lane	Edgwarebury Lane	Mon - Fri 08:00 - 18:30
8399	Zone D	On	Vale Drive	Vale Drive	Mon - Fri 08:00 - 18:30
9002	Zone CE	On	Ballards Lane	Church End	Mon - Sat 8:00-18:30
9005	Zone CE	On	Ballards Lane	Church End	Mon - Sat 8:00-18:30
9009	Zone CE	On	Ballards Lane	Church End	Mon - Sat 8:00-18:30
9012	Zone CE	On	Ballards Lane	Church End	Mon - Sat 8:00-18:30
9015	Zone CE	On	Ballards Lane	Church End	Mon - Sat 8:00-18:30
9016	Zone CE	On	Regents Park Road	Church End	Mon - Sat 8:00-18:30
9021	Zone CE	On	Regents Park Road	Church End	Mon - Sat 8:00-18:30
9023	Zone CE	On	Regents Park Road	Church End	Mon - Sat 8:00-18:30
9024	Zone CE	On	Ballards Lane	Church End	Mon - Sat 8:00-18:30
9030	Zone CE	On	Cornwall Avenue	Church End	Mon - Sat 8:00-18:30
9031	Zone CE	On	Wentworth park	Church End	Mon - Sat 8:00-18:30

9032	Zone CE	On	Redbourne Avenue	Church End	Mon - Sat 8:00-18:30
9035	Zone CE	On	East End Road	Church End	Mon - Sat 8:00-18:30
9036	Zone CE	On	Hendon lane	Church End	Mon - Sat 8:00-18:30
9037	Zone CE	On	Hendon lane	Church End	Mon - Sat 8:00-18:30
9042	Zone CE	On	Station Road Tube Station	Church End	Mon - Sat 8:00-18:30
9045	Zone CE	On	Regents Park Road	Church End	Mon - Sat 8:00-18:30
9048	Zone CE	On	Regents Park Road	Church End	Mon - Sat 8:00-18:30
9049	Zone CE	On	Regents Park Road	Church End	Mon - Sat 8:00-18:30
9051	Zone C	On	High Street	Barnet	Mon - Sat 8:00-18:30
9055	Zone C	On	High Street	Barnet	Mon - Sat 8:00-18:30
9057	Zone C	On	High Street	Barnet	Mon - Sat 8:00-18:30
9060	Zone C	On	High Street	Barnet	Mon - Sat 8:00-18:30
9061	Zone C	On	Wood Street	Barnet	Mon - Sat 8:00-18:30
9064	Zone C	On	Moxon Street	Barnet	Mon - Sat 8:00-18:30
9068	Zone C	On	High Street	Barnet	Mon - Sat 8:00-18:30
9070	Zone C	On	Bruce Road	Barnet	Mon - Sat 8:00-18:30
9080	Zone C	On	Park Road	Barnet	Mon - Sat 8:00-18:30
9081	Zone C	On	Wood Street	Barnet	Mon - Sat 8:00-18:30
9082	Zone C	On	East View	Barnet	Mon - Sat 8:00-18:30
9085	Zone C	On	East View	Barnet	Mon - Sat 8:00-18:30
9094	Zone C	On	East View	Barnet	Mon - Sat 8:00-18:30
9095	Zone C	On	High Street	Barnet	Mon - Sat 8:00-18:30
9099	Zone C	On	High Street	Barnet	Mon - Sat 8:00-18:30
9108	Zone C	On	High Street	Barnet	Mon - Sat 8:00-18:30
9113	Zone C	On	High Street	Barnet	Mon - Sat 8:00-18:30
9114	Zone C	On	High Street	Barnet	Mon - Sat 8:00-18:30
9116	Zone C	On	St Albans Road	Barnet	Mon - Sat 8:00-18:30
9128	Zone C	On	Hadley Ridge	Barnet	Mon - Sat 8:00-18:30
9129	Zone C	On	Moxon Street	Barnet	Mon - Sat 8:00-18:30
9134	Zone C	On	Moxon Street	Barnet	Mon - Sat 8:00-18:30
9135	Zone C	On	Union Street	Barnet	Mon - Sat 8:00-18:30
9140	Zone C	On	Union Street	Barnet	Mon - Sat 8:00-18:30
9141	Zone C	On	Wood Street	Barnet	Mon - Sat 8:00-18:30
9142	Zone C	On	Salisbury Road	Barnet	Mon - Sat 8:00-18:30
9146	Zone C	On	Canarvon Road	Barnet	Mon - Sat 8:00-18:30
9147	Zone C	On	Strafford Road	Barnet	Mon - Sat 8:00-18:30
9148	Zone C	On	Strafford Road	Barnet	Mon - Sat 8:00-18:30
9149	Zone C	On	Hillside Gardens	Barnet	Mon - Sat 8:00-18:30
9150	Zone C	On	Gladmuir Road	Barnet	Mon - Sat 8:00-18:30
9151	Zone C	On	Salisbury Road	Barnet	Mon - Sat 8:00-18:30
9152	Zone C	On	Falkland Avenue	Barnet	Mon - Sat 8:00-18:30
9153	Zone C	On	Wrotham Road	Barnet	Mon - Sat 8:00-18:30
9154	Zone C	On	High Street	Barnet	Mon - Fri 9:30-14:30 Sat 8:00-18:30
9155	Zone C	On	Great North Road	Barnet	Mon - Fri 9:30-14:30 Sat 8:00-18:30
9156	Zone C	On	Hadley Green Road	Barnet	Mon - Fri 9:30-14:30 Sat 8:00-18:30

9157	Zone WH	On	Vicarage Road	Vicarage Road	Mon - Fri 8:00-19:00 Sat 8:00-14:00
9162	Zone WA	On	Watling Avenue	Watling Avenue	Mon - Fri 9:00 - 17:30
9163	Zone WA	On	Watling Avenue	Watling Avenue	Mon - Fri 9:00 - 17:30
9164	Zone WA	On	Silkstream Parade	Watling Avenue	Mon - Fri 9:00 - 17:30
9165	Zone WA	On	Watling Avenue	Watling Avenue	Mon - Fri 9:00 - 17:30
9166	Zone WA	On	Watling Avenue	Watling Avenue	Mon - Fri 9:00 - 17:30
9167	Zone WA	On	Silkstream Parade	Watling Avenue	Mon - Fri 9:00 - 17:30
9168	Zone WA	On	Watling Avenue	Watling Avenue	Mon - Fri 9:00 - 17:30
9169	Zone WA	On	Barnfield Road	Watling Avenue	Mon - Fri 9:00 - 17:30
9170	Zone TL	On	Totteridge lane	Totteridge Lane	Mon - Sat 9:00-17:30
9171	Zone TL	On	Totteridge lane	Totteridge Lane	Mon - Sat 9:00-17:30
9182	Zone BX	On	Wessex Way	Brent Cross	Mon - Fri 10:00 - 17:00
9183	Zone BX	On	Woodstock Avenue	Brent Cross	Mon - Fri 10:00 - 17:00
9184	Zone BX	On	Montpelier Way	Brent Cross	Mon - Fri 10:00 - 17:00
9185	Zone BX	On	Montpelier Way	Brent Cross	Mon - Fri 10:00 - 17:00
9187	Zone B	On	Dallas Road	Brent Cross	Mon - Sat 10:00-18:30
9188	Zone C	On	Blenheim Road	Barnet	Mon - Sat 8:00-18:30
9189	Zone C	On	Ravenscroft Park	Barnet	Mon - Sat 8:00-18:30
9190	Zone C	On	Ravenscroft Park	Barnet	Mon - Sat 8:00-18:30
9191	Zone C	On	Ravenscroft Park	Barnet	Mon - Sat 8:00-18:30
9192	Zone C	On	Ravenscroft Park	Barnet	Mon - Sat 8:00-18:30
9193	Zone HC2	On	Sunny Gardens Road	Hendon	Mon - Fri 10:00 - 17:00
9194	Zone HC2	On	Sunningfields Road	Hendon	Mon - Fri 10:00 - 17:00
9195	Zone HC2	On	Nursery Walk	Hendon	Mon - Fri 10:00 - 17:00
9196	Zone HC2	On	Nursery Walk	Hendon	Mon - Fri 10:00 - 17:00
9197	Zone HC2	On	Rowsley Avenue	Hendon	Mon - Fri 10:00 - 17:00
9198	Zone BS	On	Brent Street	Brent Steet	Mon - Sat 9:00-17:30
9199	Zone BS	On	Brent Street	Brent Steet	Mon - Sat 9:00-17:30
9200	Zone BS	On	Brent Street	Brent Steet	Mon - Sat 9:00-17:30
9230	Zone BS	On	Brent Street	Brent Steet	Mon - Sat 9:00-17:30
9233	Zone BS	On	Brent Street	Brent Steet	Mon - Sat 9:00-17:30
9236	Zone BS	On	Brent Street	Brent Steet	Mon - Sat 9:00-17:30
9302	Zone BS	On	Brent Street	Brent Steet	Mon - Sat 9:00-17:30
9306	Zone BS	On	Brent Street	Brent Steet	Mon - Sat 9:00-17:30
9308	Zone HC2	On	Lodge Road	Brent Steet	Mon - Sat 9:00-17:30
9309	Zone BS	On	Bell Lane	Brent Steet	Mon - Sat 9:00-17:30
9312	Zone BS	On	Bell Lane	Brent Steet	Mon - Sat 9:00-17:30
9313	Zone HC2	On	Finchley Lane	Brent Steet	Mon - Sat 9:00-17:30
9315	Zone HC2	On	Finchley Lane	Brent Steet	Mon - Sat 9:00-17:30
9323	Zone HC2	On	Church Road	Brent Steet	Mon - Sat 9:00-17:30
9324	Zone HC2	On	Church Road	Brent Steet	Mon - Sat 9:00-17:30
9325	Zone HC2	On	Church Road	Brent Steet	Mon - Sat 9:00-17:30
9326	Zone HC2	On	Church Road	Brent Steet	Mon - Sat 9:00-17:30
9327	Zone HC2	On	Parson Street	Brent Steet	Mon - Sat 9:00-17:30
9328	Zone BS	On	Bell Lane	Brent Steet	Mon - Sat 9:00 -18:00
9329	Zone TF	On	Bridge Lane	Temple Fortune	Mon - Fri 9:00 - 17:30
9330	Zone TF	On	Finchley Road	Temple Fortune	Mon - Sat 9:00-17:30
9331	Zone TF	On	Finchley Road	Temple Fortune	Mon - Sat 9:00-17:30

9332	Zone TF	On	Finchley Road	Temple Fortune	Mon - Sat 9:00-17:30
9333	Zone TF	On	Finchley Road	Temple Fortune	Mon - Sat 9:00-17:30
9336	Zone TF	On	Finchley Road	Temple Fortune	Mon - Sat 9:00-17:30
9337	Zone TF	On	Temple Fortune Lane	Temple Fortune	Mon - Sat 9:00-17:30
9338	Zone TF	On	Finchley Road	Temple Fortune	Mon - Sat 9:00-17:30
9341	Zone TF	On	Finchley Road	Temple Fortune	Mon - Sat 9:00-17:30
9342	Zone TF	On	Finchley Road	Temple Fortune	Mon - Sat 9:00-17:30
9343	Zone TF	On	Finchley Road	Temple Fortune	Mon - Sat 9:00-17:30
9344	Zone TF	On	Finchley Road	Temple Fortune	Mon - Sat 9:00-17:30
9345	Zone TF	On	Temple Fortune Parade	Temple Fortune	Mon - Sat 9:00-17:30
9346	Zone TF	On	Temple Fortune Mansions	Temple Fortune	Mon - Sat 9:00-17:30
9347	Zone TF	On	Finchley Road	Temple Fortune	Mon - Sat 9:00-17:30
9349	Zone TF	On	Hallswelle Parade	Temple Fortune	Mon - Sat 9:00-17:30
9350	Zone TF	On	Ashbourne Parade	Temple Fortune	Mon - Sat 9:00-17:30
9351	Zone TF	On	Ashbourne Parade	Temple Fortune	Mon - Sat 9:00-17:30
9352	Zone TF	On	Finchley Road	Temple Fortune	Mon - Sat 9:00-17:30
9353	Zone TF	On	Finchley Road	Temple Fortune	Mon - Sat 9:00-17:30
9355	Zone TF	On	Finchley Road	Temple Fortune	Mon - Sat 9:00-17:30
9356	Zone TF	On	Finchley Road	Temple Fortune	Mon - Sat 9:00-17:30
9357	Zone TF	On	Finchley Road	Temple Fortune	Mon - Sat 9:00-17:30
9358	Zone TF	On	Temple Fortune Lane	Temple Fortune	Mon - Sat 9:00-17:30
9359	Zone HC2	On	Church End	Hendon	Mon - Fri 9:00-17:00
9366	Zone HC2	On	Church End	Hendon	Mon - Fri 9:00-17:00
9367	Zone HC2	On	St Josephs Grove	Hendon	Mon - Sat 9:00-17:30
9368	Zone HC1	On	Foscote Road	Hendon	Mon - Sat 9:00-17:30
9369	Zone HC1	On	Allington Road	Hendon	Mon - Sat 9:00-17:30
9370	Zone HC1	On	Vivian Avenue	Hendon	Mon - Sat 9:00-17:30
9371	Zone HC1	On	Vivian Avenue	Hendon	Mon - Sat 9:00-17:30
9374	Zone HC1	On	Vivian Avenue	Hendon	Mon - Sat 9:00-17:30
9375	Zone HC1	On	Vivian Avenue	Hendon	Mon - Sat 9:00-17:30
9376	Zone HC1	On	Grahame road	Hendon	Mon - Sat 9:00-17:30
9377	Zone HC3	On	Cheyne Walk	Hendon	Mon - Sat 9:00-17:30
9378	Zone HC2	On	Church End	Hendon	Mon - Fri 9:00-17:00
9379	Zone HC2	On	Church Terrace	Hendon	Mon - Sat 9:00-17:30
9380	Zone HC1	On	Park Road	Hendon	Mon - Sat 10-5,sun free
9381	Zone HC2	On	St Josephs Grove	Hendon	Mon - Sat 9:00-17:30
9382	Zone HC2	On	St Josephs Grove	Hendon	Mon - Sat 9:00-17:30
9383	Zone HC2	On	Egerton Gardems	Hendon	Mon - Sat 9:00-17:30
9384	Zone HC1	On	Queens Road	Hendon	Mon - Sat 9:00-17:30
9385	Zone HC1	On	Queens Road	Hendon	Mon - Sat 9:00-17:30
9386	Zone HC2	On	St Marys Crescent	Hendon	Mon - Fri 10:00 - 17:00
9387	Zone HC2	On	St Marys Crescent	Hendon	Mon - Fri 10:00 - 17:00
9388	Zone HC2	On	Greyhound Hill	Hendon	Mon - Fri 10:00 - 17:00
9389	Zone HC1	On	Raleigh Close	Hendon	Mon - Fri 10:00 - 17:00
9390	Zone HC1	On	Wykeham Road	Hendon	Mon - Fri 10:00 - 17:00
9391	Zone HC1	On	Wykeham Road	Hendon	Mon - Fri 10:00 - 17:00
9393	Zone HC2	On	Sunny Hill	Hendon	Mon - Fri 10:00 - 17:00
9394	Zone HC2	On	Sunny Hill	Hendon	Mon - Fri 10:00 - 17:00
9395	Zone HC2	On	Sunny Hill	Hendon	Mon - Fri 10:00 - 17:00

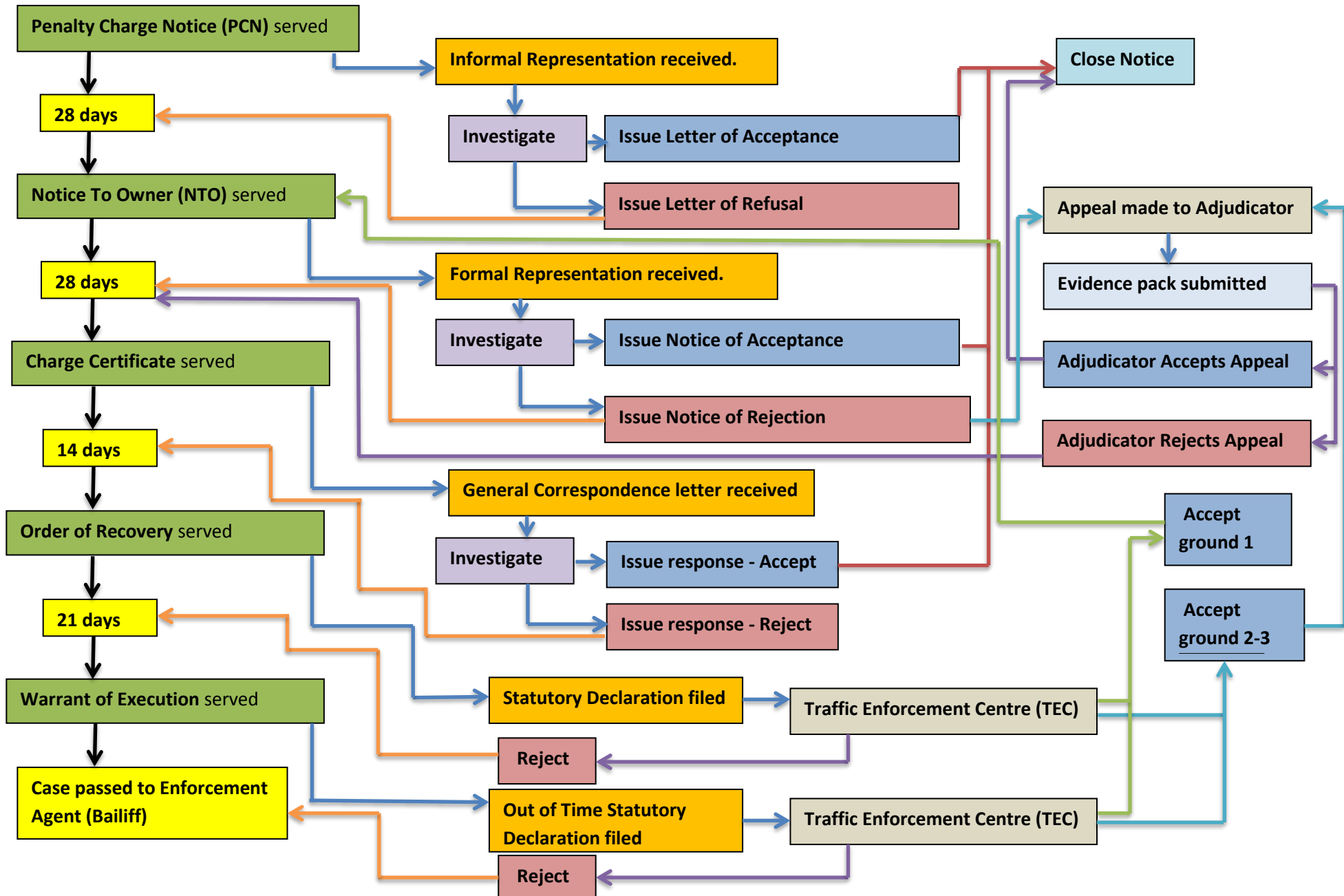
9396	Zone HC2	On	St Marys Crescent	Hendon	Mon - Fri 10:00 - 17:00
9397	Zone HC1	On	Prothero Gardens	Hendon	Mon - Fri 10:00 - 17:00
9398	Zone HC2	On	Hendale Avenue	Hendon	Mon - Fri 10:00 - 17:00
9400	Zone HC2	On	Newark Way	Hendon	Mon - Fri 10:00 - 17:00
9401	Zone HC2	On	Greyhound Hill	Hendon	Mon - Fri 10:00 - 17:00
9402	Zone J	On	Rectory Lane	Edgware	Mon - Sat 8:00-18:30
9404	Zone J	On	Rectory Lane	Edgware	Mon - Sat 8:00-18:30
9405	Zone J	On	Grove Road	Edgware	Mon - Sat 8:00-18:30
9406	Zone J	On	Manor Park Crescent	Edgware	Mon - Sat 8:00-18:30
9407	Zone J	On	Green Lane	Edgware	Mon - Sat 8:00-18:30
9408	Zone J	On	Green Lane	Edgware	Mon - Sat 8:00-18:30
9442	Zone J	On	High Street	Edgware	Mon - Sat 8:00-18:30
9443	Zone J	On	Station Road	Edgware	Mon - Sat 8:00-18:30
9444	Zone J	On	High Street	Edgware	Mon - Sat 8:00-18:30
9445	Zone J	On	High Street	Edgware	Mon - Sat 8:00-21:00
9446	Zone E	On	4 Hale Lane	Mill Hill	Mon - Sat 9:00-17:30
9447	Zone E	On	9 The Broadway	Mill Hill	Mon - Sat 9:00-17:30
9448	Zone E	On	33 The Broadway	Mill Hill	Mon - Sat 9:00-17:30
9499	Zone E	On	67 The Broadway	Mill Hill	Mon - Sat 9:00-17:30
9503	Zone E	On	81 The Broadway	Mill Hill	Mon - Sat 9:00-17:30
9504	Zone E	On	103 The Broadway	Mill Hill	Mon - Sat 9:00-17:30
9505	Zone E	On	Goodwyn Avenue	Mill Hill	Mon - Sat 9:00-17:30
9506	Zone E	On	Service road	Mill Hill	Mon - Sat 9:00-17:30
9507	Zone E	On	Hartley Avenue	Mill Hill	Mon - Sat 9:00-17:30
9508	Zone E	On	Flower Lane	Mill Hill	Mon - Sat 9:00-17:30
9509	Zone E	On	50 The Broadway	Mill Hill	Mon - Sat 9:00-17:30
9510	Zone E	On	1-6 Station Road	Mill Hill	Mon - Sat 9:00-17:30
9511	Zone E	On	51 The Broadway	Mill Hill	Mon - Sat 9:00-17:30
9512	Zone E	On	88 The Broadway	Mill Hill	Mon - Sat 9:00-17:30
9513	Zone E	On	30a The Broadway	Mill Hill	Mon - Sat 9:00-17:30
9514	Zone E	On	30 The Broadway	Mill Hill	Mon - Sat 9:00-17:30
9515	Zone E	On	Bunns Lane	Mill Hill	Mon - Sat 9:00-17:30
9517	Zone L	On	Mowbray Parade	Edgware	Mon - Fri 9:30-17:30
9518	Zone L	On	Mowbray Parade	Edgware	Mon - Fri 9:30-17:30
9519	Zone C	On	Hadley Grove	Barnet	Mon - Sat 8:00-18:30
9522	Zone C	On	Hadley Grove	Barnet	Mon - Sat 8:00-18:30
9523	Zone C	On	Sunset View	Barnet	Mon - Sat 8:00-18:30
9524	Zone C	On	Stapylton Road	Barnet	Mon - Sat 8:00-18:30
9525	Zone C	On	Stapylton Road	Barnet	Mon - Sat 8:00-18:30
9526	Zone C	On	Thornton Road	Barnet	Mon - Sat 8:00-18:30
9527	Zone C	On	Thornton Road	Barnet	Mon - Sat 8:00-18:30
9528	Zone C	On	Park Road	Barnet	Mon - Sat 8:00-18:30
9529	Zone C	On	Orchard Road	Barnet	Mon - Sat 8:00-18:30
9530	Zone C	On	Newlyn Road	Barnet	Mon - Sat 8:00-18:30
9531	Zone C	On	Fitzjohn Avenue	Barnet	Mon - Sat 8:00-18:30
9532	Zone C	On	The Drive	Barnet	Mon - Sat 8:00-18:30
9533	Zone C	On	Hadley Green	Barnet	Mon - Fri 9:30-14:30 Sat 8:00-18:30
9534	Zone MH	On	2 Bittacy Hill	Mill Hill	Mon - Sat 9:30-17:00

9535	Zone BX	On	10 Wessex Gardens	Brent Cross	Mon - Fri 10:00 - 17:00
9540	Zone C	On	Fitzjohn Avenue opposite Nos. 11/13	Fitzjohn Avenue opposite Nos. 11/13	Mon - Sat 8:00-18:30
9541	Zone C	On	Union Street outside Nos. 1/3	Union Street outside Nos. 1/3	Mon - Sat 8:00-18:30
9544		On	West Hendon Broadway	Outside Nos. 244 to 260	Mon - Sat 10:00-16:00
9545		On	West Hendon Broadway	Outside Nos. 194 to 210	Mon - Sat 10:00-16:00
9546	Zone C1	On	Lyndale Avenue	Cricklewood	Mon - Fri 9:00 - 17:30
9553	Zone C1	On	Cricklewood Lane	Cricklewood	Mon - Fri 9:00 - 17:30
9554	Zone BX	On	Hamilton Road NE	Brent Cross	Mon - Sun 9:00-17:30
9555	Zone BX	On	Hamilton Road SE	Brent Cross	Mon - Sun 9:00-17:30
9556	Zone FN	On	Holden Road	North Finchley	Mon-Sat 9:00-17:00
9557	Zone FN	On	Ashbourne Close	North Finchley	Mon-Sat 9:00-17:00
9558	Zone FN	On	Woodside Grange Road	North Finchley	Mon-Sat 9:00-17:00
9559	Zone FN	On	Woodside Grange Road	North Finchley	Mon-Sat 9:00-17:00
9560	Zone FN	On	Woodside Grange Road	North Finchley	Mon-Sat 9:00-17:00
9561	Zone FN	On	Woodside Avenue	North Finchley	Mon-Sat 9:00-17:00
9562	Zone FN	On	Woodside Park Road	North Finchley	Mon-Sat 9:00-17:00
9565	Zone B	On	Dallas Road	Brent Cross	Mon - Sat 10:00-18:30
79126	Zone FN	On	High Road N12	N12	Mon - Sat 8:00-18:30
79127	Zone FN	On	Friern Watch Avenue N12	N12	Mon - Sat 8:00-18:30
79128	Zone FN	On	High Road N12	N12	Mon - Sat 8:00-18:30
79143	Zone FN	On	High Road N12	N12	Mon - Sat 8:00-18:30
79327	Zone BX	On	Elmcroft Crescent	Brent Cross Station	Mon - Fri 10:00 - 17:00
79328	Zone BX	On	Montpelier Rise	Brent Cross Station	Mon - Fri 10:00 - 17:00
79329	Zone BX	On	The Drive	Brent Cross Station	Mon - Fri 10:00 - 17:00
83983	Zone FN	On	High Road N12	N12	Mon - Sat 8:00-18:30
85006	Zone M	On	Hale Drive NW7	Hale Drive NW7	Mon - Fri 10:00 - 17:00
88567	HC1	Off	Hendon Park Car Park	Queens Road NW4	Mon - Sat 8:00-18:30
88976	NLBP Staff Car park	off	NLBP Staff Car park	NLBP Staff Car park	mon - sun 7:0:0 - 19:0:0
88685	FN	on	Friary Road	Friary Road	Mon-Sat 9:00-17:00
89227	C1	off	Devonshire Place	Devonshire Place NW2	Mon - Fri 9am - 5.30pm

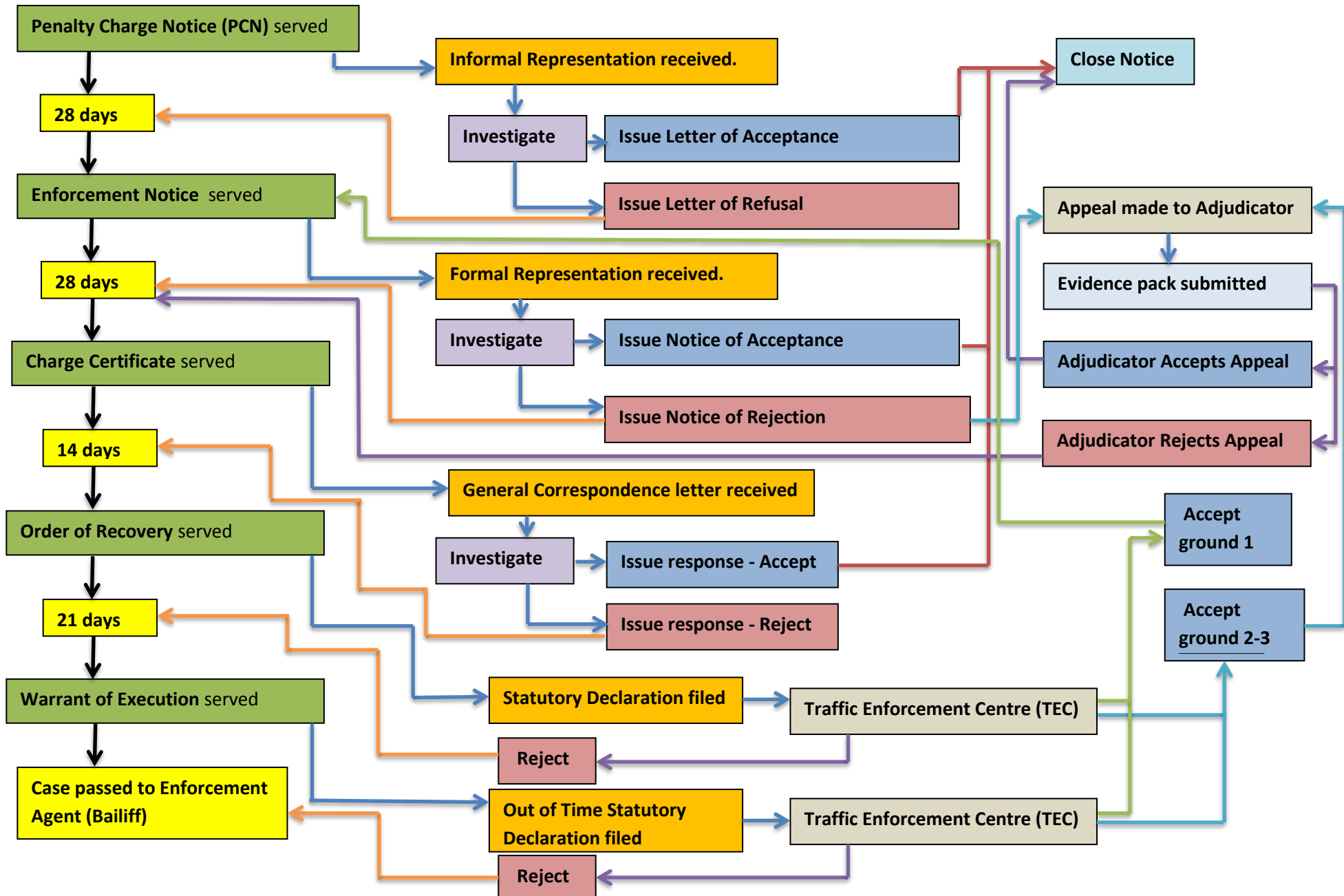
Disclaimer.

The Parking Client Team Parking Notice Processes Document, Parking Process Document and Appeal Process Document are for information reference purposes only and should be referred to together. These are subject to change at any time at the discretions of the Parking Manager, amendment to/new legislation or amendment to/new Traffic Management Order.

Penalty Charge Notice (PCN) Progression Chart (Reg 9)



Bus Lane Penalty Charge Notice (PCN) Progression Chart



Penalty Charge Notice (PCN) - (Reg 10) and Moving Traffic Contravention (PCN)

